AGENDA
REGULAR MEETING
January 27, 2020
7:00 p.m.

CALL TO ORDER
PLEDGE OF ALLEGIANCE
ROLL CALL

1. **APPROVAL OF MINUTES-**Regular Meeting: January 13, 2020 Pages 02-06
2. **PUBLIC COMMENTS**

   Comments in this portion of the meeting will be held to a maximum of five (5) minutes. Scheduled requests shall be allotted fifteen (15) minutes. Requests to address the council or to be on the agenda must be given to the city clerk no later than noon (12:00) on the Thursday preceding a scheduled council meeting (council meetings are scheduled for the second and fourth Monday of every month). Prior to making comments, please state the following: First & Last Name, Your Address and Ward.

3. **BUSINESS AND DISCUSSION ITEMS**
   1. C'est la vie-Amber Pacha Waive Distance Limitation for Alcohol Sales Pages 07-10
   2. Partnership for Growth Membership-Ellen Barber Page 11
   3. Marysville Sport & Rec-Year End Report-Brian Fragel Pages 12-13
   4. Michelle Whitesell-Bloom Creative Contract Increase Pages 14-20
   5. Sewer Permit Reissuance Pages 21-34

4. **NOTICES AND HEARINGS**

5. **CONSENT AGENDA**
   1. Convention & Tourism Requests-$7,025.00 Page 42
   2. Alcohol Consumption Request – MCAC Concert Feb 18, 2020 Pages 43-44

6. **PRESENTATION OF APPROPRIATIONS ORDINANCE NO. 3716** Pages 45-49

7. **STAFF REPORTS**
   1. City Administrator Pages 50-51
      a. Parks and Cemetery Truck Pages 52-56
      b. Crafco Crack Sealer Pages 57-64
      c. Light Poles by County Courthouse Pages 65-67
      d. Lights on the West Bridge Page 68

8. **STANDING COMMITTEE REPORTS**
   a. Street
   b. Water & Wastewater Treatment
   c. Parks & Recreation
   d. Cemetery & Airport
   e. Police & Fire
   f. Administration & Finance

9. **APPOINTMENTS**
   Convention & Tourism: Brian Fragel, Chairman and
   Mary Feldhausen, Vice-Chairman Page 69

10. **CITY ATTORNEY/EXECUTIVE SESSION**
11. **ROUNDTABLE DISCUSSION**

ADJOURNMENT

Regular Meeting
City Hall, Marysville, Kansas-January 13, 2020

Members of the Governing Body of the City of Marysville were called to order in regular session at 7:00 p.m. on the date and place noted above with Mayor Grund in the chair. City Attorney Olsen, City Administrator St. John and City Clerk Holle were also present.

After the Pledge of Allegiance, roll call was answered by the following council members: Pippia, Graham, Hughes, Frye, Schroller, Throm and Barnes. A quorum was present.

The minutes from the December 23rd regular meeting which was recessed until December 30th were presented for approval. CM Throm moved, CM Barnes seconded to approve the minutes as amended. Motion carried by 7-0 voice vote.

ELECTION CERTIFICATION. CC Holle read the election certification from Marshall County. The results are: Mayor, Jason Barnes; Treasurer, Kenneth Kickhaefer; Council Ward 1, Gina Graham; Council Ward 2, Keith Beikman; Council Ward 3, Kevin Throm; Council Ward 4, Todd Frye. CA St. John thanked Carla Grund for her service to the community as a council member and as the mayor and presented her with a plaque. He also thanked Darlene Boss for her service as a council member and Carla took Darlene's plaque as Darlene was absent from the meeting.

New governing body took their seats. CC Holle read the oath of office to the newly elected council members and Mayor Barnes.

PUBLIC COMMENTS:

BUSINESS AND DISCUSSION ITEMS:

1. **RESOLUTION OF SUPPORT-LEGAL HOLIDAY HONORING NATIVE AMERICAN INDIANS.** CC Holle presented a request from Merle Whiteside for the City to send a resolution of support to him to take to the U.S. Congress. Mr. Whiteside would like the U.S. Congress to create a legal holiday honoring the Native American Indians. CM Frye moved to have the City Clerk write a resolution of support for a legal holiday honoring the Native American Indians, CM Beikman seconded. Motion passed unanimously.

2. **HOURS AT THE WOODEN PLAY STRUCTURE IN CITY PARK.** Due to a recent fire in the play structure at City Park the council discussed ways to improve security. CM Throm moved to set the hours in the wooden play structure from dawn to dusk daily with a fine of $200 for violators. CM Frye seconded. Motion carried with a 6-1 voice vote. CM Hughes voted no. Council discussed adding more lighting around the playground and posting several signs with the new time.

3. **USD 364 REQUESTS THE CITY WAIVE BUILDING PERMIT FEES ON NEW AG BUILDING.** Pam Dankenbring president of the USD 364 School Board asked the City to waive the building permit fee of approximately $2,517.75 for the proposed new Ag Building on the High School Campus. The bid for the building has already been accepted by the School Board, but they are trying to reduce costs. The council discussed the building permit fees which were already included in the accepted bid. Pam Dankenbring and USD 364 Superintendent Denise Guy assured the council the contractor would reduce their fees by the building permit fee. CM

Throm moved to waive the building permit fee of $2,517.75 if USD 364 can show the fee was reduced from the contractor's fees. CM Pippia seconded. Motion passed unanimously.

NOTICES AND HEARINGS. Mayor Barnes read a report from past CM Boss regarding the Planning & Zoning meeting January 9. The P&Z Commission approved the site plan for a proposed office building at 1111 Broadway and the USD 364 Ag Building. They also reviewed a proposed addition at 2221 North Street.

CONSENT AGENDA. The Consent agenda was presented for consideration. CM Throm moved, CM Frye seconded to approve the consent agenda. Motion carried unanimously. The Consent Agenda consisted of the following:

1. City Clerk's Report for December showed $58,539.33 collected in receipts with a like amount being deposited with the City Treasurer.
2. Cash balances in funds as of December 31, 2019 were presented as well as outstanding debt and receivable balances. Revenue/Expenditure Budget Reports through December 2019 showed unadjusted accumulated revenues in the General Fund of $2,592416 or 105% of budget; Water Revenue Fund, $888722 or 98% of budget, Sewer Revenue Fund, $787,998 or 102% of budget. Unadjusted statement of expenditures in the General Fund totaled $2,448,645 or 86% of budget, Water Revenue Fund, $875,122 or 61% of budget, and Sewer Revenue Fund, $899,351 or 80% of budget.
3. Municipal Judge's Report for December showed $2,600 being deposited with the City Treasurer and $208 being forwarded to the State Treasurer for Judicial Branch Education, court costs and law enforcement training.

APPROPRIATIONS ORDINANCE NO. 3715

1. Claims against the funds of the City were submitted for Council consideration as follows: General Fund, $72,221.17; Water Revenue Fund, $11,738.59; Sewage Revenue Fund, $8,518.48; Library Revolving, $5,477.79; Swim Pool Sales Tax $11,139.48; Koester Block Maintenance, $654.60; Employee Benefit Fund, $7,504.27; Transient Guest Tax, $747.00; Sales Tax Improvements, $33.32; making a total of $118,034.70.

2. An appropriations ordinance was introduced and considered to honor claims against the funds of the City as audited by the Finance Committee. CM Throm moved, CM Beikman seconded to approve the appropriations ordinance totaling $118,034.70. Motion to approve the appropriations ordinance carried by 7-0 roll call vote. City Clerk Holle assigned Ordinance No. 3715.

STAFF REPORTS:

CITY ADMINISTRATOR:

1. **ATTENDANCE AT 2020 CONFERENCES.** CA St. John presented 4 conferences he would like to attend in 2020 as follows: KRWA Annual Water Conference, March 24-26, Wichita;

KACM Spring Conference, April 23-24, Lawrence; LKM Annual Conference, Oct 10-12, Wichita; KACM Annual Conference, December 2-4, Great Bend. CM Beikman moved to approve the conferences, CM Throm seconded. Motion carried with a 7-0 voice vote. CM Frye asked CA St. John give reports following the conferences.

2. **LOCAL GOVERNMENT DAY JANUARY 22 IN TOPEKA.** CA St. John said he and Mayor Barnes and CM Pippia would be attending Government Day in Topeka and talking to our State Representatives and hearing a Legislative update on January 22. All other council members wishing to attend should contact him.

3. **FINANCIALS.** CA St John updated the governing body on the status of General Fund, Water Revenue Fund, Sewer Revenue Fund and Sales Tax Improvement Fund. The City has more than 90-days carryover in all funds. A master project list was also presented.

4. **LAGOON CELL 4 OVERFLOW.** CA St. John reported there had been an overflow on cell 4 at the lagoon. Earlier in the week a blockage had been removed between cell 2 and 3. This created an increase in the flow between cells. Cell 4 is the finishing cell and this water flows to the river. KDHE was contacted to report the overflow. We are awaiting KDHE's response.

STANDING COMMITTEE REPORTS:

STREET:

1. **N 9TH/CAROLINA.**CM Frye asked if the curve on N 9th and Carolina Street could be repaired in 2020. The City's street sealing equipment is too large to fit on the curve, so another method of repair will be used.

WATER & WASTEWATER:

1. **CONE ON MANHOLE AT 5TH/CAROLINA**. CM Throm asked if the City had addressed the problem at the corner of N 5th and Carolina Street. CA St. John said it was a problem with the manhole and would take some time to repair.

PARKS & RECREATION:

1. **WATER AVAILABLE OUTSIDE THE MAIN STREET BUILDING AT 604 BROADWAY**. CM Frye asked if the City could install water outside the City Building at 604 Broadway near the 7th Street Corridor for use at special events.

CEMETERY & AIRPORT:

POLICE & FIRE:

ADMINISTRATION & FINANCE:

1. **COUNCIL COMMITTEES.** CM Frye asked when the Council Committees would be set. Mayor Barnes said they will be addressed soon.

APPOINTMENTS: Mayor Barnes appointed the following positions to Planning & Zoning Commission with the Term November 2019-2022: Jared Argo, Lynn Runnebaum, Alternate: Derek Martin

Zoning Board of Appeals with the Term November 2019-2022: Jared Argo.

Ward 3 Councilmembers with the Term January 2020-December 2021: Colleen Behrens.

CM Frye moved, CM Throm seconded to approve the mayor's appointments. Council discussed conflict of interest. Motion carried 6-1vote. CM Schroller voting no.

CITY ATTORNEY:

EXECUTIVE SESSION: At 7:58 p.m. CM Throm moved, CM Schroller seconded to recess in executive session pursuant to property acquisition exception K.S.A. 75-4319(b)(6) which included the Governing Body, CA St. John and City Attorney Olsen. The meeting would resume in the City Council chambers at 8:15 p.m. Motion carried unanimously. At 8:15 p.m. council reconvened. Mayor Barnes reported no action was taken during the executive session and the regular session was continuing.

ROUND TABLE DISCUSSION:

1. **WORKSHOP FEBRUARY 3.** Mayor Barnes suggested the Council hold a workshop February 3 to organize and set priorities for the year.

2. **MAYOR'S ROLE AND DUTIES.** Mayor Barnes suggested the Governing Body define the role and duties of mayor. The duties and responsibilities vary in the City Code, the Governing Body Handbook as compared to the LKM Governing Body Handbook and it would be helpful if these variances could be reconciled.

3. **PRESS TABLE.** Mayor Barnes asked if the council would agree to allow the press to sit by the Chamber Horseshoe or in the front row as they had been in the past. CM Beikman said he was in favor of allowing them at the Horseshoe. After council discussion, staff will set a table for the press in the front of the audience. Mayor Barnes suggested the council members be sat at the Horseshoe according to their ward.

4. **PAY PER MEETING.** Mayor Barnes said it had been suggested to him the Council be paid per meeting with 4 workshops included. The council will consider this at a later meeting.

5. **AGENDA PACKETS OUT OF THURSDAY.** Mayor Barnes said he liked the agenda packets printed on Thursday to give the Governing Body more time to review the items. Staff will try to print the packets on Thursdays. CM Schroller asked if Highlights had been sent out

on Friday. CA St. John said no Highlights had been sent on Friday and if a Friday was missed the Highlights would be sent the following Friday.

6. **ADDITIONAL STOPLIGHT AT 20TH AND PONY EXP HIGHWAY.** CM Beikman said when the sun is going down it is difficult to see the stoplight at 20th Street and Pony Express Highway. He asked what the cost would be to add an additional light. CA St. John will follow up.

7. **POLICY ON CLOSING CITY HALL.** CM Hughes asked if the City had a policy on closing City Hall and who would be here in case of an emergency. CA St. John said according to the policy the police would open city hall.

8. **WELCOME NEW MEMBERS.** CM Frye welcomed the new members and positions on Council.

9. **CHRISTMAS LIGHT UP WINNERS.** CM Schroller suggested the winners of the Light Up Marysville contest leave their lights on thru the next weekend to allow people to view the winner's lights.

10. **TABLED ITEMS.** CM Schroller asked if tabled items could be listed on the agenda as they had been in previous years. CA St. John said there were no tabled items at this time.

There being no further business, at 8:31 p.m. CM Frye moved to adjourn, CM Throm seconded. Motion carried unanimously.

Cindy Holle
City Clerk

CITY OF MARYSVILLE, KANSAS
CITY COUNCIL MEETING
REQUEST TO BE PLACED ON THE AGENDA

Meetings are held on the 2nd and 4th Mondays of each month
(excluding holidays) at 7:00 p.m.
Requests need to be submitted by noon the Wednesday before the meeting.

NAME: Amber Pacha - 'C'est la vie'

ADDRESS: 1312 BROADWAY Marysville

CONTACT NUMBER: 562-6823

DATE TO APPEAR: Jan 27 - 2020

REASON TO APPEAR/SUBJECT:

Asking the council to wave the distance limitation(s) for alcohol sale

Amber Pacha
SIGNATURE

1-21-20
DATE

CITY OF MARYSVILLE
209 NORTH 8TH STREET
MARYSVILLE, KS 66508
Ph (785) 562-5331 Fax (785) 562-2449

memo

City of Marysville

To: Governing Body

From: Cindy Holle

Date: 1/21/20

Re: City Code 3-301 Restriction on location for alcoholic liquor sales.

Comments:

I have attached a copy of the City Code and the CMB Ordinance #1871 Sec. 9 regarding distances from churches and schools and alcohol sales. Amber Pacha owner of C'est la vie located at 1312 Broadway has a drinking establishment liquor license. There is a discrepancy in the code with distance from a church or school. The CMB ordinance says 200 feet from front door to front door. (The distance from the school's front door on the north side to the bar's front door is 515 feet and the distance from the school's south east door to the front door of the bar is 275 feet.)

The city code 3-301 says distance will be measured from the nearest property line of church or school to the nearest portion of the building occupied by the premises. (This distance is 80 feet.)

I checked with Kansas ABC and they said there is no distance restriction, only if the city imposes one. Per our code Amber would like the governing body to waive the restriction as has been done in the past at the Koester House Restaurant and Bar.

(h) A person whose place of business is conducted by a manager or agent unless such manager or agent possesses the same qualifications required of the licensee.

(i) A person whose spouse would be ineligible to receive a retailer's license for any reason other than citizenship, retailer residency requirements or age, except that this subsection (i) shall not apply in determining eligibility for a renewal license.

Section 9. RESTRICTION UPON LOCATION.

(a) No license shall be issued for the sale at retail of any enhanced cereal malt beverage on premises which are located in areas not zoned for such purpose.

(b) It shall be unlawful to sell or dispense at retail any enhanced cereal malt beverage at any place within the city limits that is within a 200-foot radius of any church or school measured from front door to front door following the center line of the sidewalk.

(c) Provisions shall not apply to any establishment holding a private club license issued by the State of Kansas.

Section 10. LICENSE FEE. The rules and regulations regarding license fees shall be as follows:

(a) General Retailer -- for each place of business selling enhanced cereal malt beverages at retail, $100 per calendar year.

(b) Limited Retailer -- for each place of business selling only at retail enhanced cereal malt beverages in original and unopened containers and not for consumption on the premises, $50 per calendar year.

(c) In addition to the fee prescribed in (a) above, each applicant for a retailer's license or renewal of such a license shall remit an additional fee of $25. Such fee will be remitted to the Director who shall authorize a state stamp to be affixed to the license. No such stamp shall be affixed to any license except such stamps as provided by the Director and no retailer's license shall be issued or renewed unless such stamp has been affixed thereto.

Full amount of the license fee shall be required regardless of the time of the year in which the application is made, and the licensee shall only be authorized to operate under the license for the remainder of the calendar year in which the license is issued.

ARTICLE 3. ALCOHOLIC LIQUOR, GENERAL PROVISIONS

3-301. RESTRICTION ON LOCATION. (a) No alcoholic liquor shall be sold or served by a person holding a license or permit from the city whose place of business or other premises are located within 200 feet of any church or school, said distance to be measured from the nearest property line of such church or school to the nearest portion of the building occupied by the premises.

(b) The distance location of sub-paragraph (a) above shall not apply to a club, drinking establishment, caterer or temporary permit holder when the license or permit applicant petitions for and receives a waiver of the distance limitation from the governing body. The governing body shall grant such a waiver only following public notice and hearing and a finding by the governing body that the proximity of the establishment is not adverse to the public welfare or safety.

(c) No license or permit shall be issued for the sale of alcoholic liquor if the building or use does not meet the zoning ordinance requirements of the city or conflicts with other city laws, including building and health codes. (Code 1987)

3-302. MINORS ON PREMISES. (a) It shall be unlawful for any person under the age of 21 years to remain on any premises where the sale of alcoholic liquor is licensed for on-premise consumption, or where a caterer or temporary permit holder is serving alcoholic liquor.

(b) It shall be unlawful for the operator, person in charge or licensee of any premises licensed for on-premise consumption of alcoholic liquor or a caterer or temporary permit holder who is serving alcoholic liquor to permit any person under the age of 21 years to remain on the premises.

(c) This section shall not apply if the person under the age of 21 years is accompanied by his/her parent or guardian, or if the licensed or permitted premise derives not more than 50 percent of its gross receipts in each calendar year from the sale of alcoholic liquor for on-premise consumption. (Code 1987)

3-303. CONSUMPTION ON PUBLIC PROPERTY. (a) No person shall drink or consume any alcoholic beverage on city-owned public property. (b) No person shall have, in such person's possession, any alcoholic beverage not in its original, unopened container upon any highway or public place generally open to the public or to which the motoring public has access or within any vehicle which is upon any of said places. (c) The City Council, upon written application, may permit the consumption of alcoholic beverages on city-owned property and may waive any business regulation or other applicable restriction that may prohibit or limit such events. Such application shall be reviewed by applicable advisory boards and by the city police and fire departments for comment and recommendation. The City Council may impose reasonable conditions upon such permission to assure public safety and may require reasonable deposits for clean-up and damage. (d) Violation of this subsection is punishable by a fine of not less than $50.00 or more than $200.00, or by imprisonment for not more than six months, or both. (Ordinance 1725).

cityclk@bluevalley.net

From: Ellen Barber <choosemarshallcountyks@gmail.com>
Sent: Wednesday, December 11, 2019 9:52 AM
To: Cindy Holle
Subject: Change of date

Per a conversation with Jason, let's move me to the Jan. 27 meeting so that Jason can take care of the first city meeting without worrying about my Agenda membership question on his first night taking the mayorship.

Thanks!

--
Ellen Barber
Director of Economic Development
Marshall County Partnership for Growth
P.O. Box 61
Marysville, KS 66508
choosemarshallcountyks.com
785.207.7598

CITY OF MARYSVILLE, KANSAS
CITY COUNCIL MEETING
REQUEST TO BE PLACED ON THE AGENDA

Meetings are held on the 2nd and 4th Mondays of each month
(excluding holidays) at 7:00 p.m.
Requests need to be submitted by noon the Wednesday before the meeting.

NAME: Brian Fragel Marysville Sport & Recreation

ADDRESS: 708 Broadway

CONTACT NUMBER: 785-562-6818

DATE TO APPEAR: 1-27-2020

REASON TO APPEAR/SUBJECT:

MSR year end report.

Br Fragel
SIGNATURE

1-14-2020
DATE

CITY OF MARYSVILLE
209 NORTH 8TH STREET
MARYSVILLE, KS 66508
Ph (785) 562-5331 Fax (785) 562-2449

Marysville Sport and Recreation
2019 Programs and Participation

During 2019, Marysville Sport and Recreation LLC, offered the following programs to the residents of Marysville and the surrounding communities. Program numbers are listed with each program.

Program	Participation
Soccer	155
Flag Football	203
Blastball	30
T-ball	90
Baseball	86
Softball	99
Babysitting Clinic	40
Basketball Clinic	78
Tennis League	36
Youth Volleyball League	127
Jr. Soccer	46
Disc Golf Tournament	25
Farmers market Vendors	225
Card Party Night	87
Daddy Daughter Dance	249
Youth Basketball League	78
Slow Pitch League	55
Pickleball	22

Participation number for all programs during 2019 is 1731. There were over 130 volunteer coaches that helped make these programs successful. MSR employed a total of 40 employees throughout the year doing different jobs.
There were a total of 42 different communities represented in our programs.
There were 296 games played at Lakeview and 101 games played at Feldhausen Field. There was an estimated 30,000 people attending games at Lakeview. That does not count the total people attending the fireworks and many practices during the year. There was an estimated 9,900 people attending games at Feldhausen Field.
There were a total of 246 games being played that involved out of town teams that played at our parks. Several of those teams came more than once to play games here in Marysville. There were 98 tournament games played at the parks, 84 at Lakeview and 14 at Feldhausen. 2019 was another very successful year for recreation in Marysville.

CITY OF MARYSVILLE, KANSAS
CITY COUNCIL MEETING
REQUEST TO BE PLACED ON THE AGENDA

Meetings are held on the 2nd and 4th Mondays of each month
(excluding holidays) at 7:00 p.m.
Requests need to be submitted by noon the Wednesday before the meeting.

NAME: Michelle Whitesell | Bloom Creative

ADDRESS: 1604 Calhoun, Marysville

CONTACT NUMBER: (785)562-6567

DATE TO APPEAR: Jan. 27, 2020

REASON TO APPEAR/SUBJECT:

Request for increase in contract amount for tourism services provided by Bloom Creative.

Michelle R Whitesell
SIGNATURE

1/22/20
DATE

CITY OF MARYSVILLE
209 NORTH 8TH STREET
MARYSVILLE, KS 66508
Ph (785) 562-5331 Fax (785) 562-2449

AGREEMENT FOR SERVICES OF THE CONVENTION AND TOURISM DIRECTOR

This Agreement is hereby entered into as of the 25th day of January 2019 (the "Effective Date") by and between the City of Marysville, Kansas, a municipal corporation (hereinafter "City"), and Michelle Whitesell, individually or as the sole member of any limited liability company which she may create (hereinafter "Director").

WHEREAS, the City desires to contract with Director to provide services for the Convention and Tourism Committee, as set forth herein;

NOW THEREFORE, in consideration of the mutual promises contained herein, the parties agree as follows:

1. **Services**

   The City hereby hires the Director to provide, and Director hereby agrees to provide services (the "Services") during the term of this Agreement. The Services shall include those listed in Exhibit A attached hereto. Specifically, and in addition to those Services listed in Exhibit A, the Director shall be required to provide monthly reports to the Convention and Tourism Committee ("Committee") and/or the City Council in Marysville, Kansas. Services shall also include attendance at such meetings of the City Council and/or City Administration where the discussion of such Committee matters may occur and at which such attendance is requested by the City or deemed necessary by Director.

2. **Equipment, Supplies and Materials**

   The City will provide use of all necessary equipment, supplies and materials to perform the Services, to include use of a cellular phone, land-line telephone, laptop computer and printer, to Director. City will retain ownership of all equipment, supplies and materials, both during the term of this Contract and thereafter. The Committee shall allocate the cost of all necessary equipment supplies and materials to perform the Services in its budget presented to the City and not exceed the allocated amount during any fiscal year.

3. **Compensation**

   The City agrees to pay a salary to Director, as compensation for her Services hereunder, at a salary of $20,750.00 annually ("Salary"). Director will receive payment monthly in the amount of $1,729.00. Payment shall be made directly following the second appropriations of each month.

4. **Status as an Independent Contractor**

It is expressly understood that Director, in performing services under this Agreement, do so as an independent contractor. The sole interest and responsibility of the City is to see that the Services covered by this Agreement are performed and rendered in a competent, efficient, and satisfactory manner. The Committee and/or City shall reserve the right to evaluate the performance of the Director from time to time. Director shall be exclusively responsible for all taxes, withholding payments, employment-based benefits, deferred compensation plans, including but not limited to its workers compensation and social security obligations, licensing fees, and the filing of all necessary documents, forms, or returns pertinent to the foregoing.

5. **Term and Termination**

A. This Agreement shall be effective as of the Effective Date, and its term shall continue until terminated as hereinafter provided.

B. Either the City, or Director, may terminate this Agreement upon thirty (30) days written notice to the other party. Provided that, if the City determines that Director is not available to provide the Services, the City may, at its option and with cause, terminate this Agreement upon written notice to the Director.

6. **Miscellaneous Provisions**

A. *Compliance with Kansas Cash Basis Law.* This Agreement must comply with the applicable provisions of the Kansas Cash Basis Law, K.S.A. 10-1101 et. seq., as amended. The City is only obligated to make payments under this Agreement as may be lawfully made from funds budgeted and appropriated for the purposes set forth in this Agreement during the City's current budget year. To the extent that the City does budget and appropriate funds for the purposes set forth in this Agreement, the obligations of the parties shall remain as provided herein.

B. *Governing law.* This Agreement shall be governed and construed in accordance with the laws of the State of Kansas.

C. *Venue and Jurisdiction.* The parties agree that any legal action arising out of this Agreement shall be filed solely in the Marshall County, Kansas, District Court or the U.S. district court of Kansas, as appropriate.

D. *Entire Agreement*. This Agreement, including attachments incorporated herein by reference, represents the entire Agreement and understanding between the parties, and this Agreement supersedes any prior negotiations, proposals or agreements. Unless otherwise provided in this Agreement, any amendment to this Agreement shall be in writing and shall be signed by the City and Director and attached hereto.

E. *Severability*. If any part, term or provision of this Agreement, or any attachments or amendments hereto, is declared invalid, void, or unenforceable, all remaining parts, terms and provisions shall remain in full force and effect.

F. *Waiver*. The failure of either party to require performance of this Agreement shall not affect such party's right to enforce the same. A waiver by either party of any provision or breach of this Agreement shall be in writing. A written waiver shall not affect the waiving party's rights with respect to any other provision or breach.

G. *Assignment*. Nothing in this Agreement shall be construed to give any rights or benefits to any party other than the City and Director, except that the City expressly consents to the creation of, and assignment to a limited liability company wherein the Director is the single member of the limited liability company. Notwithstanding the creation of the aforementioned limited liability company, the Director shall not assign any interest in this Agreement without the City's prior written consent. If Director assigns an interest in this Agreement without the City's prior written consent, such assignment shall be void, and the City may immediately terminate or suspend this Agreement.

H. *Third Parties*. The Services to be performed by Director are intended solely for the benefit of the City. Nothing contained herein shall create a contractual relationship with, or any rights in favor of, any person or entity not a signatory to this Agreement.

IN WITNESS WHEREOF, the parties hereto have set their hands the day and year above written.

MICHELLE WHITESELL, individually or as the sole member of any limited liability company she may create

CITY OF MARYSVILLE, KANSAS:



BY: CARLA GRUND, MAYOR

ATTEST:

SEAL

BY: LUCINDA HOLLE, CITY CLERK

Exhibit A

Director of Convention and Tourism
Marysville, Kansas

This position is responsible for aggressive marketing, attraction development, visitor experience, and group travel efforts to attract travelers to Marysville.

Job responsibilities include:

- ★ Develop and implement strategies to attract visitors to Marysville, Kansas;
- ★ Work to bring conventions and new events to Marysville, Kansas;
- ★ Develop and implement local public relations campaign;
- ★ Develop tourism promotion materials and the tourism campaign for Marysville, Kansas:
    - o Develop and implement social media efforts
    - o Manage the Visit Marysville website
    - o Write monthly newsletter materials
    - o Create and distribute press kits
    - o Respond to media
    - o Communicate with media
- ★ Collect and analyze data to determine the effectiveness of marketing efforts;
- ★ Serve as the lead tourism representative for Marysville, Kansas;
- ★ Work with Marysville's Convention and Tourism committee to implement their goals and provide on-going training and professional development to the committee;
- ★ Serve as the liaison between Marysville's Convention and Tourism committee and the organizations with whom the group works and collaborates;
- ★ Manage the Convention and Tourism's yearly budget;
- ★ Attend tourism conferences (some travel required).

Job parameters:

- ★ Part-time position; 25 hours per week; contract labor
- ★ Salary dependent on qualifications, education, experience (minimum $17,000/year; maximum $22,000/year)
- ★ Equipment, materials, and tools needed for the job (computer, cell phone, design software, etc.) will be discussed and negotiated with the person hired for the position
- ★ Monthly reports submitted to Marysville City Council, Marysville City Administrator, and Marysville Convention and Tourism Committee
- ★ Monthly reports should include:
    - o An overview of time or monthly highlights of time, but not to include a detailed breakdown of time
    - o Documentation of accomplishments/progress toward performance standards
    - o Update and/or analysis of data relating to marketing campaigns
    - o Update on progress toward Marysville Convention and Tourism goals

Visit MARYSVILLE
CREATIVITY. CULTURE. COMMUNITY.

January 22, 2020

City of Marysville
209 N. 8th St.
Marysville, KS 66508

RE: Director of Tourism Wage Increase

City Council Members and Mayor Barnes,

This is a letter of support for the wage increase for Michelle Whitesell, Director of Marysville Convention and Tourism. The Convention & Tourism board is 100% behind this increase. She has done an outstanding job promoting Marysville. Marysville has been in many publications and websites due to Michelle's hard work promoting our town. There are also three bus tours scheduled for 2020 due to her efforts.

The city recently gave every employee a substantial wage increase. This increase is in line with that wage increase. We ask that you please approve this increase for Michelle.

Thank you,

Brian Fragel

Brian Fragel
Chairman of Marysville Convention and Tourism

Division of Environment
Curtis State Office Building
1000 SW Jackson St., Suite 400
Topeka, KS 66612-1367

Kansas
Department of Health
and Environment

Phone: 785-296-1535
Fax: 785-559-4264
www.kdheks.gov

Lee A. Norman, M.D., Secretary

Laura Kelly, Governor

December 9, 2019

The Honorable Carla Grund, Mayor
and City Council
City of Marysville
209 N. 8th St.
Marysville, KS 66508

Attn: Kent Bargman, Supervisor, Water/Sewer Department.

Re: Marysville Wastewater Treatment Plant
KWPC Permit Number M-BB13-OO02
Review for Permit Reissuance

Dear Mayor Grund:

As part of the effort to review the Kansas Water Pollution Control (KWPC) permit for reissuance for the referenced facility, the Kansas Department of Health and Environment (KDHE) has reviewed the inspection reports and the permit files for the Marysville Wastewater Treatment Plant (WWTP), KWPC Permit Number M-BB13-OO02. It was noted the KDHE Northeast District Office (NEDO) in Lawrence, Kansas conducted an inspection on June 4, 2014 followed by an inspection report letter (the "letter") dated July 28, 2014 (copy attached). The letter indicated no issues and deficiencies were noted during this inspection and the wastewater treatment facility is being operated in an acceptable manner.

Discharge monitoring reports (DMRs) are submitted by the WWTP and the DMRs indicate the WWTP has not routinely met the TSS and BOD_5 permit limits in the past four years. The average parameter samples values are as follows.

-BOD effluent to the stream - two-year average 25.4 mg/l. (Limit 30 mg/l)
- There were 9 exceedances with a Maximum value of 70 mg/l occurring on May 5, 2015. (Limit 30 mg/l)
-TSS effluent to the stream - two-year average 71.7 mg/l. (Limit 80 mg/l)
- There were 23 exceedances with a Maximum value of 122 occurring on October 16, 2019 (Limit 80 mg/l)
-Ammonia effluent to the stream – two-year average 1.9 mg/l. (No prior limits)
-E. coli effluent to the stream – two-year geomean 55.9 colonies per 100 milliliters. (Limits vary)
-There were 3 effluent E.coli exceedances with a Maximum value of >4840 colonies/100ml occurring on July 25, 2018.
-Total Phosphorus effluent to the stream - two-year average 2.1 mg/l.
-Total Nitrogen effluent to the stream - two-year average 12.2 mg/l.
-Effluent flow through the plant - two-year average of 0.340 MGD.

Please note, new regulations have been adopted for Kansas which require effluent limits for ammonia. Past performance indicates this facility should not have issues meeting the new ammonia limits. A summary table and graph of effluent ammonia with proposed limits is attached.

A copy of the draft permit is attached. The reissued permit will retain the existing technology based effluent limits for BOD and total suspended solids, and water quality based effluent limits for ammonia and E. coli. Monitoring of the effluent will be required for total nitrogen, total phosphorus, pH, and flow. Monitoring of copper will be discontinued.

KDHE has a contract with Kansas Rural Water Association (KRWA) to provide technical assistance to help communities to achieve consistent compliance with their permit requirements. The City of Marysville has met with KRWA staff to perform a sludge profile of the lagoon system and provide operations recommendations. The site visit reports are attached.

The draft permit will contain a schedule of compliance. The Marysville WWTP has exceeded BOD limits four (4) times and TSS limits seven (7) times in the past two years (effluent graphs attached). The schedule will include the following requirements.

a. By August 1, 2020, the permittee shall hire a consulting engineer to complete a study of the wastewater treatment system to resolve recent failures to meet effluent limitations for Biochemical Oxygen Demand and Total Suspended Solids. Upgrading and/or expanding the lagoon to add effluent irrigation and/or to become non-discharging must be considered.

b. By March 31. 2021, the engineering report and schedule of recommended improvements to improve effluent quality shall be submitted to KDHE for review and approval.

c. By October 31,2023, all recommended improvements to improve effluent quality must be completed.

KDHE offers low interest funding through the Kansas Water Pollution Control (KWPC) State Revolving Loan Fund (SRF) with a 20-year payback term. The interest rate for December is currently 1.66%.

This facility has been submitting the DMR data electronically. However, in keeping with the EPA ruling the permit has the following paragraph. "EPA has promulgated a final rule requiring regulated entities to report DMR data electronically. Also, KAR 28-16-63 requires permittees to report NPDES data in a form required by KDHE. KDHE has developed electronic reporting tools to assist permittees in complying with the EPA electronic reporting rule and KAR 28-61-63. Unless a waiver has been approved by KDHE, permittees are required to submit reports electronically."

If there are any questions, please contact me by e-mail at ryan.eldredge@ks.gov or by phone at 785-296-5528.

Sincerely yours,

Ryan Eldredge, EIT
Municipal Programs Unit
Water Permitting and Compliance Section
Bureau of Water

Attachments: NEDO 7/28/14 Letter (1pp)
Summaries and graphs of Effluent BOD, TSS, and Ammonia (6pp)
Draft Permit
KRWA Letters (2/6/17 and 9/11/18)

Pc: Northeast District Office
Permit File
Ryan Eldredge
Frank S. Moreno

#5 /FILE

Division of Environment
Bureau of Environmental
Field Services
Northeast District Office
800 West 24 Street
Lawrence, KS 66046

Kansas
Department of Health & Environment

Phone: 785-842-4600
Fax: 785-842-3537
vmontgomery@kdheks.gov
www.kdheks.gov

Robert Moser, MD, Secretary

Sam Brownback, Governor

July 28, 2014

Mr. Rick Shain
CITY of MARYSVILLE
209 N 8Th St
Marysville, KS 66508

Re: Wastewater Facility Inspection
Permit # M-BB13-~~0001~~ 0002

Dear Mr. Shain:

I appreciated the courtesy extended during my June 4, 2014 inspection of the wastewater lagoon system serving your city. The inspections are to help ensure compliance with State and Federal Regulations and your permit. This letter summarizes the inspection.

The system consists of a collection system with 5 pumping stations which pump to a main station that takes the wastewater across the river to a 4 cell discharging lagoon. The lagoon was operating at a five foot depth with the water having a normal green color, adequate wave action and no offensive odors. Dikes were well mowed and the fence was in good shape with locked gate and signs.

Issues & deficiencies – None noted

Recommendations - The city is doing a good job of putting money aside each year for collection system and pump station maintenance and repairs. It is important that that continue. Sewer systems are the largest capital investment a city has and too often are is ignored until major/ expensive repairs are needed. Working on the system yearly in a systematic way means the city most likely will not need to borrow money and the citizens are less inconvenienced.

General – Overall the system is being well maintained and operated. Kent and his crew are knowledgeable and seem to take pride in the way they work.

Should you have any comments or questions concerning this letter please contact me by telephone at 785-842-4600 or by e-mail at vmontgomery@kdheks.gov .

Sincerely,

H Vic Montgomery
Environmental Scientist

Cc Mike Tate, BOW
NEDO – Marysville 2.0

RECEIVED
AUG 8 2014
BUREAU OF WATER

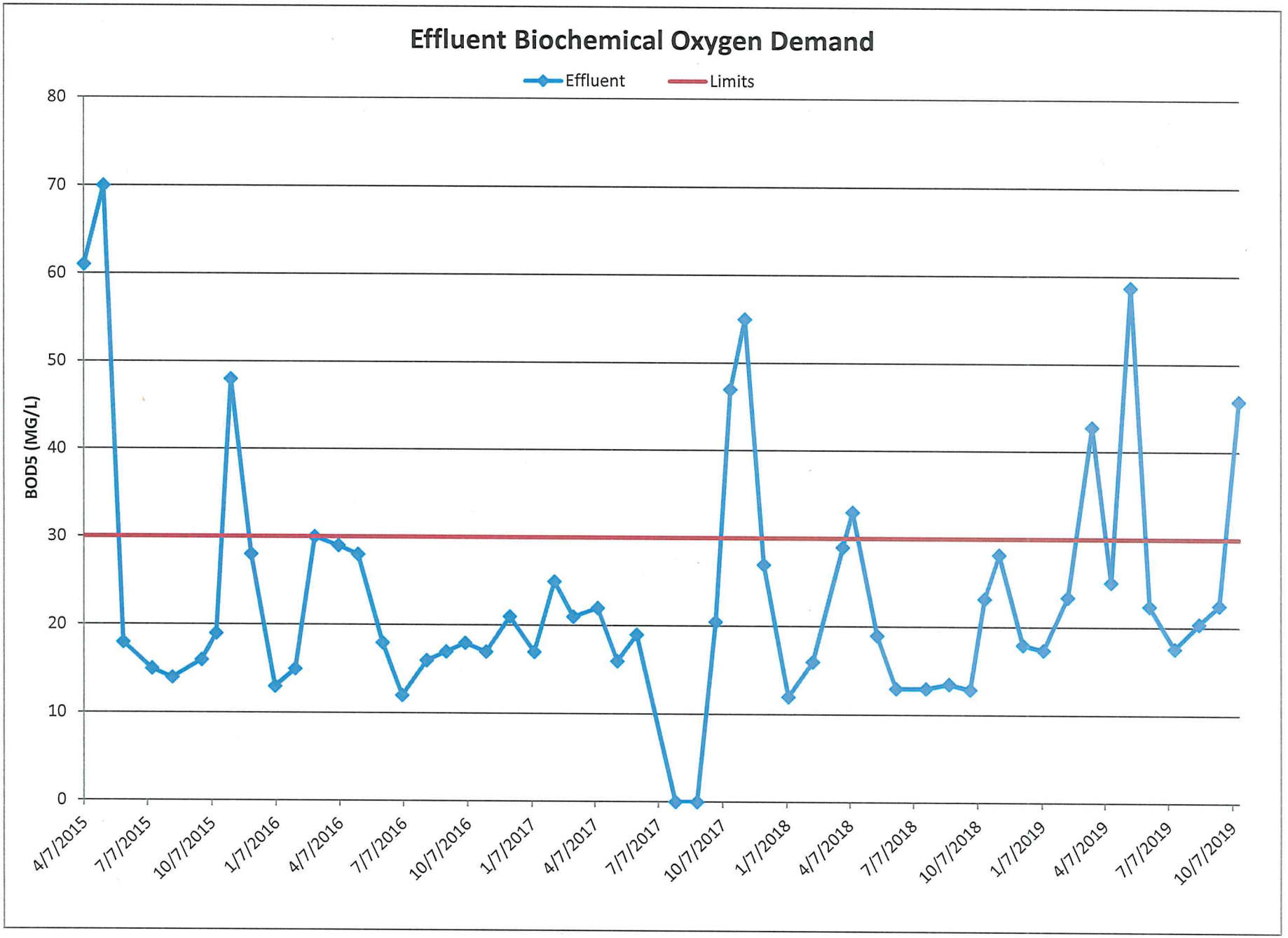
Effluent Biochemical Oxygen Demand
Effluent
Limits
BOD5 (MG/L)
80
70
60
50
40
30
20
10
0
4/7/2015
7/7/2015
10/7/2015
1/7/2016
4/7/2016
7/7/2016
10/7/2016
1/7/2017
4/7/2017
7/7/2017
10/7/2017
1/7/2018
4/7/2018
7/7/2018
10/7/2018
1/7/2019
4/7/2019
7/7/2019
10/7/2019

City Of Marysville			M-BB13-OO02			Effluent Biochemical Oxygen Demand						
Qtr	Date	Effluent	Parameter	Limits		Data	Units		Maximum	Minimum	Median	Average
Q2-15	4/7/2015	001A1	BOD5	30		61	MG/L		70	12	20.4	24.9
Q2-15	5/5/2015	001A1	BOD5	30		70	MG/L		2 year average			
Q2-15	6/2/2015	001A1	BOD5	30		18	MG/L		Maximum	Minimum	Median	Average
Q3-15	7/13/2015	001A1	BOD5	30		15	MG/L		58.7	12	22.45	25.4
Q3-15	8/11/2015	001A1	BOD5	30		14	MG/L					
Q3-15	9/22/2015	001A1	BOD5	30		16	MG/L					
Q4-15	10/13/2015	001A1	BOD5	30		19	MG/L					
Q4-15	11/3/2015	001A1	BOD5	30		48	MG/L					
Q4-15	12/2/2015	001A1	BOD5	30		28	MG/L					
Q1-16	1/5/2016	001A1	BOD5	30		13	MG/L					
Q1-16	2/3/2016	001A1	BOD5	30		15	MG/L					
Q1-16	3/2/2016	001A1	BOD5	30		30	MG/L					
Q2-16	4/5/2016	001A1	BOD5	30		29	MG/L					
Q2-16	5/3/2016	001A1	BOD5	30		28	MG/L					
Q2-16	6/7/2016	001A1	BOD5	30		18	MG/L					
Q3-16	7/5/2016	001A1	BOD5	30		12	MG/L					
Q3-16	8/9/2016	001A1	BOD5	30		16	MG/L					
Q3-16	9/6/2016	001A1	BOD5	30		17	MG/L					
Q4-16	10/3/2016	001A1	BOD5	30		18	MG/L					
Q4-16	11/2/2016	001A1	BOD5	30		17	MG/L					
Q4-16	12/6/2016	001A1	BOD5	30		21	MG/L					
Q1-17	1/10/2017	001A1	BOD5	30		17	MG/L					
Q1-17	2/8/2017	001A1	BOD5	30		25	MG/L					
Q1-17	3/7/2017	001A1	BOD5	30		21	MG/L					
Q2-17	4/11/2017	001A1	BOD5	30		22	MG/L					
Q2-17	5/9/2017	001A1	BOD5	30		16	MG/L					
Q2-17	6/6/2017	001A1	BOD5	30		19	MG/L					
Q3-17	7/31/2017	001A1	BOD5	30		ND	MG/L					
Q3-17	8/31/2017	001A1	BOD5	30		ND	MG/L					
Q3-17	9/27/2017	001A1	BOD5	30		20.5	MG/L					
Q4-17	10/18/2017	001A1	BOD5	30		47	MG/L					
Q4-17	11/8/2017	001A1	BOD5	30		55	MG/L					
Q4-17	12/5/2017	001A1	BOD5	30		27	MG/L					
Q1-18	1/9/2018	001A1	BOD5	30		12	MG/L					
Q1-18	2/13/2018	001A1	BOD5	30		16	MG/L					
Q1-18	3/28/2018	001A1	BOD5	30		29	MG/L					
Q2-18	4/11/2018	001A1	BOD5	30		33	MG/L					
Q2-18	5/16/2018	001A1	BOD5	30		19	MG/L					
Q2-18	6/12/2018	001A1	BOD5	30		13	MG/L					
Q3-18	7/25/2018	001A1	BOD5	30		13	MG/L					
Q3-18	8/27/2018	001A1	BOD5	30		13.5	MG/L					
Q3-18	9/26/2018	001A1	BOD5	30		12.9	MG/L					
Q4-18	10/17/2018	001A1	BOD5	30		23.2	MG/L					
Q4-18	11/7/2018	001A1	BOD5	30		28.2	MG/L					
Q4-18	12/11/2018	001A1	BOD5	30		18	MG/L					
Q1-19	1/9/2019	001A1	BOD5	30		17.4	MG/L					
Q1-19	2/13/2019	001A1	BOD5	30		23.4	MG/L					
Q1-19	3/20/2019	001A1	BOD5	30		42.8	MG/L					
Q2-19	4/16/2019	001A1	BOD5	30		25.1	MG/L					
Q2-19	5/14/2019	001A1	BOD5	30		58.7	MG/L					
Q2-19	6/10/2019	001A1	BOD5	30		22.4	MG/L					
Q3-19	7/16/2019	001A1	BOD5	30		17.6	MG/L					
Q3-19	8/20/2019	001A1	BOD5	30		20.4	MG/L					
Q3-19	9/18/2019	001A1	BOD5	30		22.5	MG/L					
Q4-19	10/16/2019	001A1	BOD5	30		45.8	MG/L					

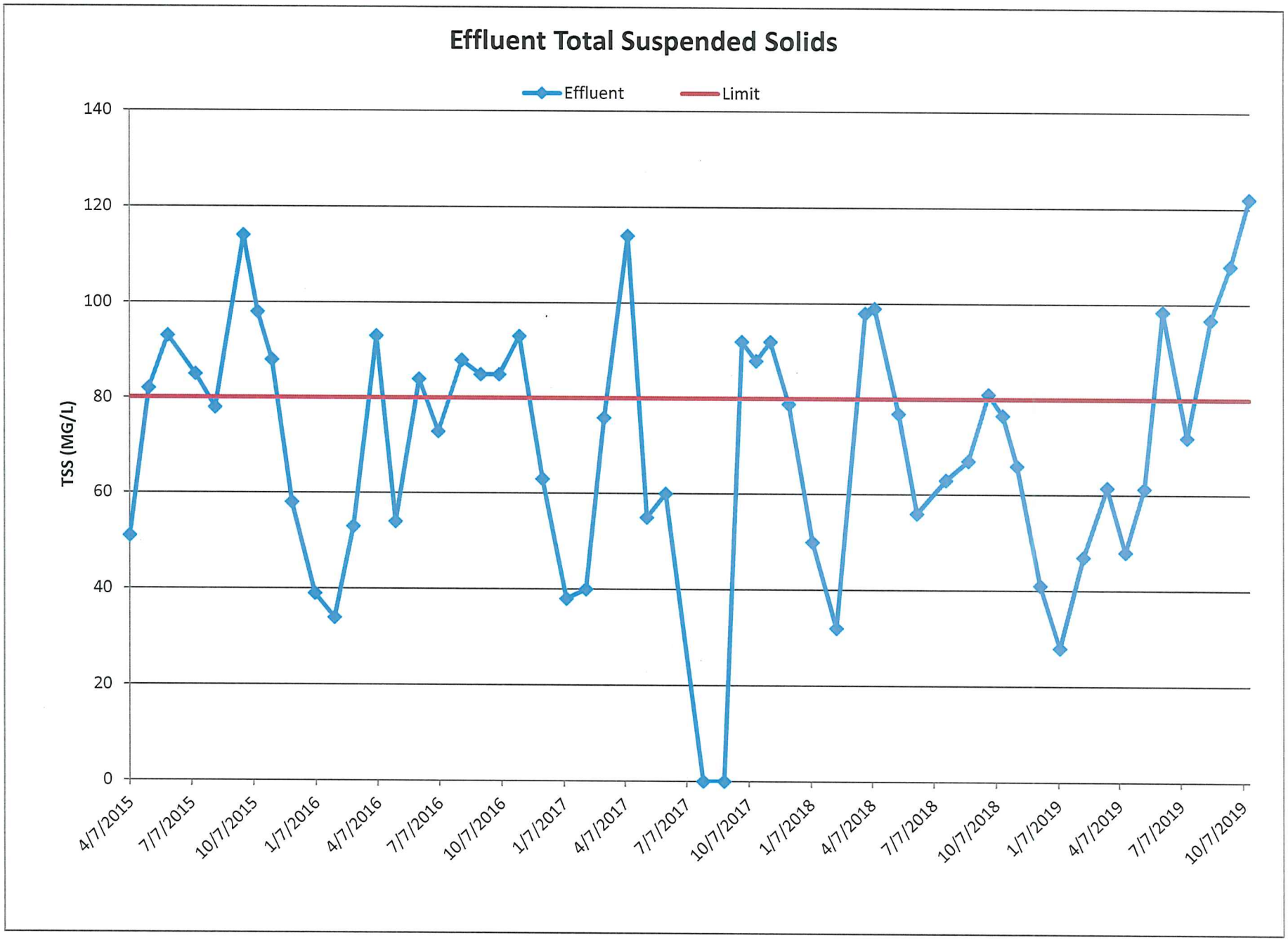
Effluent Total Suspended Solids
Effluent
Limit
TSS (MG/L)
140
120
100
80
60
40
20
0
4/7/2015
7/7/2015
10/7/2015
1/7/2016
4/7/2016
7/7/2016
10/7/2016
1/7/2017
4/7/2017
7/7/2017
10/7/2017
1/7/2018
4/7/2018
7/7/2018
10/7/2018
1/7/2019
4/7/2019
7/7/2019
10/7/2019

City Of Marysville			M-BB13-OO02			Effluent Total Suspended Solids						
Qtr	Date	Effluent	Parameter	Limit		Data	Units		Maximum	Minimum	Median	Average
Q2-15	4/7/2015	001A1	TSS	80		51	MG/L		122	28	76.7	73.1
Q2-15	5/5/2015	001A1	TSS	80		82	MG/L		2 year			
Q2-15	6/2/2015	001A1	TSS	80		93	MG/L		Maximum	Minimum	Median	Average
Q3-15	7/13/2015	001A1	TSS	80		85	MG/L		122	28	69.5	71.7
Q3-15	8/11/2015	001A1	TSS	80		78	MG/L					
Q3-15	9/22/2015	001A1	TSS	80		114	MG/L					
Q4-15	10/13/2015	001A1	TSS	80		98	MG/L					
Q4-15	11/3/2015	001A1	TSS	80		88	MG/L					
Q4-15	12/2/2015	001A1	TSS	80		58	MG/L					
Q1-16	1/5/2016	001A1	TSS	80		39	MG/L					
Q1-16	2/3/2016	001A1	TSS	80		34	MG/L					
Q1-16	3/2/2016	001A1	TSS	80		53	MG/L					
Q2-16	4/5/2016	001A1	TSS	80		93	MG/L					
Q2-16	5/3/2016	001A1	TSS	80		54	MG/L					
Q2-16	6/7/2016	001A1	TSS	80		84	MG/L					
Q3-16	7/5/2016	001A1	TSS	80		73	MG/L					
Q3-16	8/9/2016	001A1	TSS	80		88	MG/L					
Q3-16	9/6/2016	001A1	TSS	80		85	MG/L					
Q4-16	10/3/2016	001A1	TSS	80		85	MG/L					
Q4-16	11/2/2016	001A1	TSS	80		93	MG/L					
Q4-16	12/6/2016	001A1	TSS	80		63	MG/L					
Q1-17	1/10/2017	001A1	TSS	80		38	MG/L					
Q1-17	2/8/2017	001A1	TSS	80		40	MG/L					
Q1-17	3/7/2017	001A1	TSS	80		76	MG/L					
Q2-17	4/11/2017	001A1	TSS	80		114	MG/L					
Q2-17	5/9/2017	001A1	TSS	80		55	MG/L					
Q2-17	6/6/2017	001A1	TSS	80		60	MG/L					
Q3-17	7/31/2017	001A1	TSS	80		ND	MG/L					
Q3-17	8/31/2017	001A1	TSS	80		ND	MG/L					
Q3-17	9/27/2017	001A1	TSS	80		92	MG/L					
Q4-17	10/18/2017	001A1	TSS	80		88	MG/L					
Q4-17	11/8/2017	001A1	TSS	80		92	MG/L					
Q4-17	12/5/2017	001A1	TSS	80		79	MG/L					
Q1-18	1/9/2018	001A1	TSS	80		50	MG/L					
Q1-18	2/13/2018	001A1	TSS	80		32	MG/L					
Q1-18	3/28/2018	001A1	TSS	80		98	MG/L					
Q2-18	4/11/2018	001A1	TSS	80		99	MG/L					
Q2-18	5/16/2018	001A1	TSS	80		77	MG/L					
Q2-18	6/12/2018	001A1	TSS	80		56	MG/L					
Q3-18	7/25/2018	001A1	TSS	80		63	MG/L					
Q3-18	8/27/2018	001A1	TSS	80		67	MG/L					
Q3-18	9/26/2018	001A1	TSS	80		81.1	MG/L					
Q4-18	10/17/2018	001A1	TSS	80		76.7	MG/L					
Q4-18	11/7/2018	001A1	TSS	80		66	MG/L					
Q4-18	12/11/2018	001A1	TSS	80		41	MG/L					
Q1-19	1/9/2019	001A1	TSS	80		28	MG/L					
Q1-19	2/13/2019	001A1	TSS	80		47	MG/L					
Q1-19	3/20/2019	001A1	TSS	80		61.5	MG/L					
Q2-19	4/16/2019	001A1	TSS	80		48	MG/L					
Q2-19	5/14/2019	001A1	TSS	80		61.3	MG/L					
Q2-19	6/10/2019	001A1	TSS	80		98.4	MG/L					
Q3-19	7/16/2019	001A1	TSS	80		72	MG/L					
Q3-19	8/20/2019	001A1	TSS	80		96.7	MG/L					
Q3-19	9/18/2019	001A1	TSS	80		108	MG/L					
Q4-19	10/16/2019	001A1	TSS	80		122	MG/L					

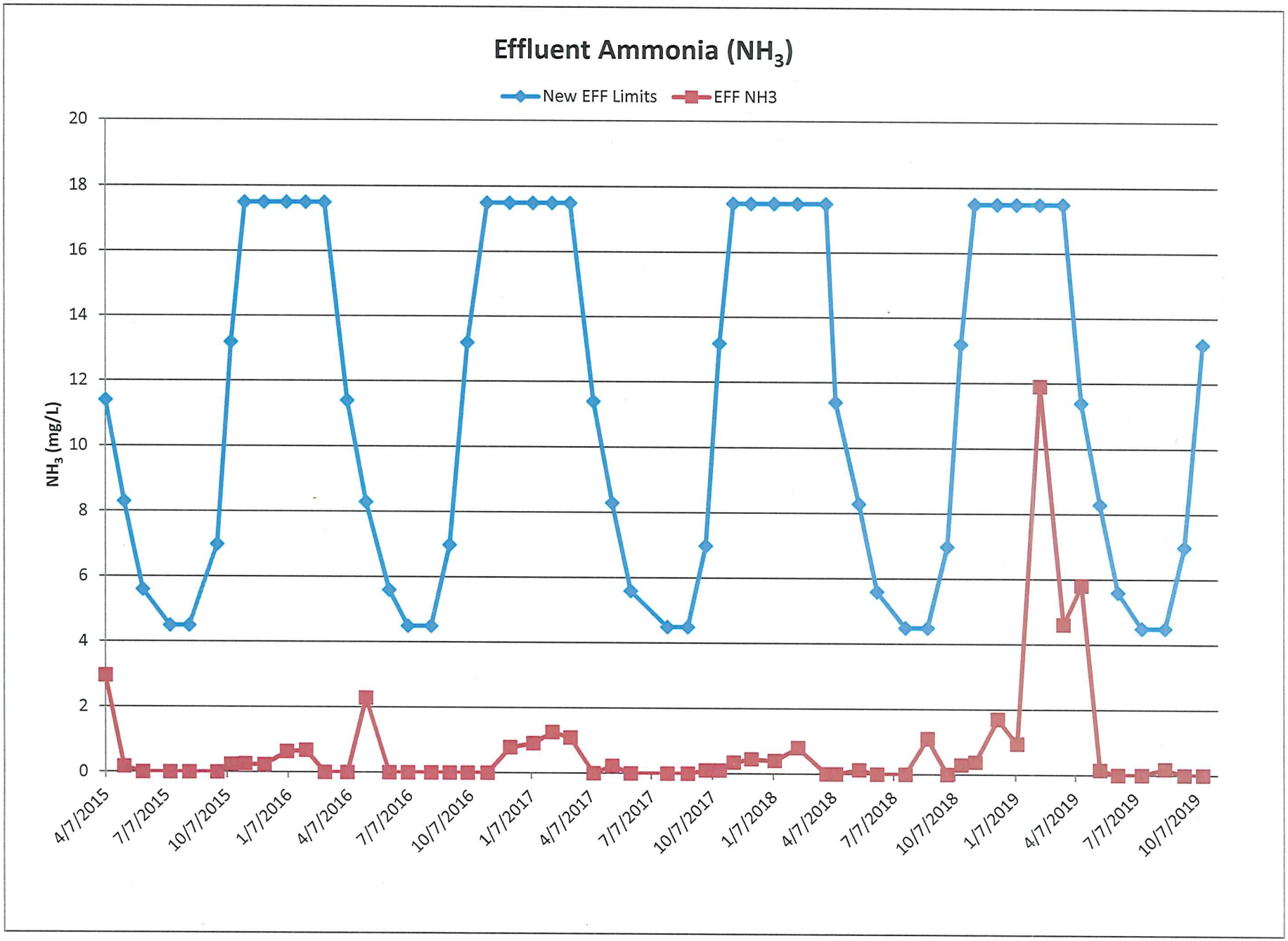
Effluent Ammonia (NH_3)
New EFF Limits
EFF NH3
NH_3 (mg/L)
20
18
16
14
12
10
8
6
4
2
0
4/7/2015
7/7/2015
10/7/2015
1/7/2016
4/7/2016
7/7/2016
10/7/2016
1/7/2017
4/7/2017
7/7/2017
10/7/2017
1/7/2018
4/7/2018
7/7/2018
10/7/2018
1/7/2019
4/7/2019
7/7/2019
10/7/2019

City of Marysville			M-BB13-OO02		Effluent Ammonia (NH_3)							
Qtr	Date	Effluent	Parameter	New Limits	Eff NH3	Units						
Q2-15	4/7/2015	001A1	NH3	11.4	2.96	MG/L						
Q2-15	5/5/2015	001A1	NH3	8.3	0.17	MG/L						
Q2-15	6/2/2015	001A1	NH3	5.6	<.1	MG/L						
Q3-15	7/13/2015	001A1	NH3	4.5	<.1	MG/L						
Q3-15	8/11/2015	001A1	NH3	4.5	<.1	MG/L						
Q3-15	9/22/2015	001A1	NH3	7	<.1	MG/L						
Q4-15	10/13/2015	001A1	NH3	13.2	0.24	MG/L						
Q4-15	11/3/2015	001A1	NH3	17.5	0.26	MG/L						
Q4-15	12/2/2015	001A1	NH3	17.5	0.23	MG/L						
Q1-16	1/5/2016	001A1	NH3	17.5	0.64	MG/L						
Q1-16	2/3/2016	001A1	NH3	17.5	0.68	MG/L						
Q1-16	3/2/2016	001A1	NH3	17.5	<.1	MG/L						
Q2-16	4/5/2016	001A1	NH3	11.4	<.1	MG/L						
Q2-16	5/3/2016	001A1	NH3	8.3	2.28	MG/L						
Q2-16	6/7/2016	001A1	NH3	5.6	<.1	MG/L						
Q3-16	7/5/2016	001A1	NH3	4.5	<.1	MG/L						
Q3-16	8/9/2016	001A1	NH3	4.5	<.1	MG/L						
Q3-16	9/6/2016	001A1	NH3	7	<.1	MG/L						
Q4-16	10/3/2016	001A1	NH3	13.2	<.1	MG/L						
Q4-16	11/2/2016	001A1	NH3	17.5	<.1	MG/L						
Q4-16	12/6/2016	001A1	NH3	17.5	0.79	MG/L						
Q1-17	1/10/2017	001A1	NH3	17.5	0.91	MG/L						
Q1-17	2/8/2017	001A1	NH3	17.5	1.26	MG/L						
Q1-17	3/7/2017	001A1	NH3	17.5	1.09	MG/L						
Q2-17	4/11/2017	001A1	NH3	11.4	<0.10	MG/L						
Q2-17	5/9/2017	001A1	NH3	8.3	0.23	MG/L						
Q2-17	6/6/2017	001A1	NH3	5.6	<0.10	MG/L						
Q3-17	7/31/2017	001A1	NH3	4.5	ND	MG/L						
Q3-17	8/31/2017	001A1	NH3	4.5	ND	MG/L						
Q3-17	9/27/2017	001A1	NH3	7	0.1	MG/L						
Q4-17	10/18/2017	001A1	NH3	13.2	0.1	MG/L						
Q4-17	11/8/2017	001A1	NH3	17.5	0.35	MG/L						
Q4-17	12/5/2017	001A1	NH3	17.5	0.45	MG/L						
Q1-18	1/9/2018	001A1	NH3	17.5	0.4	MG/L						
Q1-18	2/13/2018	001A1	NH3	17.5	0.8	MG/L						
Q1-18	3/28/2018	001A1	NH3	17.5	<0.10	MG/L						
Q2-18	4/11/2018	001A1	NH3	11.4	<0.10	MG/L						
Q2-18	5/16/2018	001A1	NH3	8.3	0.13	MG/L						
Q2-18	6/12/2018	001A1	NH3	5.6	<0.10	MG/L						
Q3-18	7/25/2018	001A1	NH3	4.5	<0.10	MG/L						
Q3-18	8/27/2018	001A1	NH3	4.5	1.1	MG/L						
Q3-18	9/26/2018	001A1	NH3	7	<0.10	MG/L						
Q4-18	10/17/2018	001A1	NH3	13.2	0.29	MG/L						
Q4-18	11/7/2018	001A1	NH3	17.5	0.38	MG/L						
Q4-18	12/11/2018	001A1	NH3	17.5	1.7	MG/L						
Q1-19	1/9/2019	001A1	NH3	17.5	0.95	MG/L						
Q1-19	2/13/2019	001A1	NH3	17.5	11.9	MG/L						
Q1-19	3/20/2019	001A1	NH3	17.5	4.6	MG/L						
Q2-19	4/16/2019	001A1	NH3	11.4	5.8	MG/L						
Q2-19	5/14/2019	001A1	NH3	8.3	0.15	MG/L						
Q2-19	6/10/2019	001A1	NH3	5.6	<0.10	MG/L						
Q3-19	7/16/2019	001A1	NH3	4.5	<0.10	MG/L						
Q3-19	8/20/2019	001A1	NH3	4.5	0.18	MG/L						
Q3-19	9/18/2019	001A1	NH3	7	<0.10	MG/L						
Q4-19	10/16/2019	001A1	NH3	13.2	<0.10	MG/L						

Effluent Ammonia (NH_3)			
Maximum	Minimum	Median	Average
11.9	0.1	0.545	1.37
2 Year			
Maximum	Minimum	Median	Average
	0.13	0.45	1.9

KANSAS
RURAL
WATER
association
Quality water, quality life

P.O. Box 226 • Seneca, KS 66538 • 785/336-3760
FAX 785/336-2751 • http://www.krwa.net

September 11, 2018

Kent Bargman
City of Marysville
209 North 8th
Marysville, KS 66508

RE: Sludge Profile

Dear Kent;

As requested, I assisted Damon O'Brien in conducting a sludge profile of the city's wastewater stabilization ponds on September 10. The enclosed report summarizes my findings.

In Cell No. 1, the north cell, we took 93 measurements, and 33 additional measurements being visual as the sludge was at the top of pond along the west dike and part of the northwest and southwest corners. The average sludge depth in this cell was 22.99 inches. This cell was being operated at a total depth of 5.25 feet. The loss of capacity due to sludge accumulation is 36.48 percent. Using the 93 measurements the average sludge depth was 9.46 inches with loss of capacity of 15 percent.

In Cell No. 2, the middle southwest cell, we took 83 measurements. The average sludge depth in this cell was 10.7 inches. This cell was being operated at a total depth of 6.5 feet. The loss of capacity in this cell was 13.7 percent. If this cell was at normal operating depth of 5.25 feet the loss of capacity would be 16.98 percent. The added depth was due to a line that had been plugged. This plug was removed several days prior to my arrival as I understood.

In Cell No. 3, the middle southeast cell, we took 61 measurements. The average sludge depth in the cell was 8.03 inches. This cell was also being operated at a depth of 6.5 feet. Loss of capacity due to sludge accumulation was 10.3 percent. At normal operating depth , the loss of capacity would be 12.8 Percent

There was a large amount of sludge buildup in the west, northwest, and southwest corner of Cell No. 1 that was not measured due to the amount of sludge. This buildup is not uncommon and is usually due to condition called "turnover" this occurs when the water temperature changes and the lighter sludge floats to the surface due to nitrogen gas. The light sludge floats on the surface and is blown to the edges and corners of the cells where it breaks apart and settles to the bottom of the cell again. In most cases this will float again and settle through the cells. This does not appear to be doing so and the sludge has been there for several years.

Sludge removal may be warranted in Cell No. 1 along the west end. Sludge removal is usually only necessary when the effluent fails to meet discharge permit limits or when the system has constant odor problems. The constant

odors will usually only occur when approximately 25 percent or more of lagoon capacity is lost due to sludge accumulation. Other factors include system design, operation and capacity. Also the lighter sludge will be consumed by anaerobic bacteria, resulting in more heavy sludge. It is this heavy sludge that can cause problems and often requires removal. Sludge removal projects can be very expensive. That is why KRWA often recommends that a reserve fund be created for when the sludge removal is needed in the future.

A budget estimate price of $0.05 per gallons was provided to me by a contractor several years ago that removes sludge. Using this budget cost estimate and estimated 2 feet of sludge accumulation when the needed to be removed, your system would need to save an estimated $32,600 per acre for the sludge removal. Marysville lagoon cells are 13.4 acres each for the first three cells, using the above estimated cost and size of the lagoons it will cost approximately $437,000 to remove the sludge in just one cell at a depth of 2 feet. This estimate does not include an increase of cost due to inflation. KDHE is recommending that sludge be removed when the capacity reaches 18 inches.

I understand that the City has recently, or will in the near future, pay off the loans for the lagoon project. Due to failure of discharge permit limits at times, I recommend the city consider adding an additional cell or cells to the lagoons for longer detention time to meet permit limits or adding enough capacity to become a non-discharging system. There was also what I believed a short-circuiting issue in the original design and this could be corrected when a new lagoon cell is constructed. The short-circuiting was found several years ago and corrected by splitting the flow between Cell No. 2 and Cell No. 3 to operate them in parallel instead of in series.

I do not believe anything operational will allow the city to consistently meet permit discharge limits without changes to the lagoons piping or adding additional cells.

Call KRWA at 785-336-3760 or me at 785-799-6105 if you have any questions or need other assistance. The Kansas Rural Water Association receives funding through USDA Rural Development and KDHE to provide assistance to public water and wastewater systems in Kansas. This letter is being copied to agencies for that reason. And for news, information, training session schedules and more about KRWA programs, visit the KRWA Web site at www.krwa.net.

Sincerely,

Charlie Schwindamann
Wastewater Tech

CS: ejr
Enclosure
C: Austin St. John, City Administrator
Rod Geisler, KDHE, Topeka
Nick Reams, KDHE, Topeka
Helen Holm, KDHE, Lawrence
Dan Fisher, USDA Rural Development, Topeka
Randy Stone, USDA Rural Development, Topeka

KANSAS
RURAL
WATER
association
Quality water, quality life

P.O. Box 226 • Seneca, KS 66538 • 785/336-3760
FAX 785/336-2751 • http://www.krwa.net

February 6, 2017

Kent Bargman
City of Marysville
Water/Wastewater Supervisor
209 North 8th
Marysville, KS 66508

Dear Kent,

This will confirm my visit with you as well as a tour of the wastewater treatment system with Tony on January 31. This visit is a continuation of a previous request by the KDHE to provide assistance where possible to improve operations to bring the lagoon system into compliance with permit requirements. The original request was because the system failed to meet the Biochemical Oxygen Demand (BOD) permit limitation of 30 mg/L and the Total Suspended Solids (TSS) permit limitation of 80 mg/L. During this visit we reviewed your monitoring reports from June through December 2016. All seven BOD results were in compliance with results ranging from 12 to 21 mg/L.

Monitoring for TSS continues to show results that exceed permit limitations. Again, while reviewing results of the seven monitoring periods noted above, five exceeded permit limitations. The results ranged from a low of 63 mg/L to a high of 93 mg/L. Most results though were in the 80s, only slightly above the permit limitation. As noted in previous correspondence, algae are naturally occurring in wastewater lagoons and are important to the treatment process. The problem though is that the algae population in the lagoon can reach a point where a sufficient amount will leave through the effluent causing TSS exceedances.

As far as can be determined, the lagoon system is being operated in series, which should produce the best possible treatment resulting in the best possible discharge to the receiving stream. Two modifications though that might possibly reduce the TSS level in the effluent include the following, both in of which were included in previous correspondence:

1) If the inlet pipe to the overflow structure is near the lagoon dike, wave action in the lagoon can cause turbulence at the inlet pipe and may be the cause of the elevated algae in the effluent. Extending the inlet pipe further into the lagoon might help with this problem.

2) A solid cover at the overflow structure would prohibit sunlight from entering the structure and may help to reduce algae production at this point. This modification, which would involve rather minimal effort, has been made at other lagoon systems with positive results.

Funding for this assistance is provided through a contractual agreement between the Kansas Department of Health & Environment and the Kansas Rural Water Association. Please call the Kansas Rural Water Association if we can be of further assistance. Also, visit the KRWA Web site at www.krwa.net for news and information concerning water and wastewater utilities, training opportunities and other KRWA programs.

Sincerely,

Delbert C. Zerr
Consultant

c. Austin St. John, City Administrator
Rod Geisler, KDHE, Topeka
Nick Reams, KDHE, Topeka
Helen Holm, KDHE, Lawrence

Basically, we are going to have to find an engineer to tell us what needs done, the bar screen, baffles and pond aerators are just some things they might suggest. We never had lagoons before these so the people in charge at the time probably didn't know what to look for in the construction plans. You never really find the design flaws until you are in operation and then they are really hard to correct. For instance the way the pipes go from cell to cell, if we wanted to use the most time with each cell it should go from the North end of cell #1 to the South end of cell #1 (which it does) dump into cell #2 on the North end go all the way South and then be piped back to the North end of cell #3, work its way south and discharge into cell #4 in the opposite corner of the discharge structure that goes to the river. There should also be more gates to shut off flow from pond to pond. Lagoons are a very easy way to treat wastewater if they work correctly.

Also, if we had baffles in say the first three ponds so it had to work its way around them possibly it would slow it down enough for the retention time to go up quite a bit.

Kent Bargman, Water/Sewer Supervisor

Biochemical Oxygen Demand (BOD) is the amount of dissolved oxygen needed (i.e. demanded) by aerobic biological organisms to break down organic material present in a given water sample at certain temperature over a specific time period. The BOD value is most commonly expressed in milligrams of oxygen consumed per liter of sample during 5 days of incubation at 20 °C and is often used as a surrogate of the degree of organic pollution of water.[1]

BOD reduction is used as a gauge of the effectiveness of wastewater treatment plants. BOD of wastewater effluents is used to indicate the short term impact on the oxygen levels of the receiving water.

Total suspended solids (TSS) is the dry-weight of suspended particles, that are not dissolved, in a sample of water that can be trapped by a filter that is analyzed using a filtration apparatus. It is a water quality parameter used to assess the quality of a specimen of any type of water or water body, ocean water for example, or wastewater after treatment in a wastewater treatment plant. It is listed as a conventional pollutant in the U.S. Clean Water Act

TSS was previously called non-filterable residue (NFR), but was changed to TSS because of ambiguity in other scientific disciplines

At this time, we are required to have at least a 120 day retention time in our lagoons before the water is discharged to the river. Regulations are changing all the time so in the future we may need to hold it longer before discharge or we may not be able to discharge at all.

Item to get rid of some TSS before it goes to the lagoons

A **Bar Screen** is a mechanical filter used to remove large objects, such as rags and plastics, from wastewater.[1] It is part of the primary filtration flow and typically is the first, or preliminary, level of filtration, being installed at the influent to a wastewater treatment plant. They typically consist of a series of vertical steel bars spaced between 1 and 3 inches apart.[2]

Bar screens come in many designs. Some employ automatic cleaning mechanisms using electric motors and chains, some must be cleaned manually by means of a heavy rake. Items removed from the influent are called screenings and are collected in dumpsters and disposed of in landfills.[1] As a bar screen collects objects, the water level will rise, and so they must be cleared regularly to prevent overflow.

The following pictures are just a couple examples of bar screen types

An item to help after the sewage has arrived at the lagoons are the **Floating Curtain Baffles** are ideal for increasing hydraulic retention time (HTR) by controlling flow and circulation in wastewater treating ponds to eliminate dead zones and improve treatment efficiency. Baffles including wastewater baffles and reservoir baffles, are used in industrial and municipal water treatment facilities and plants to improve water quality at the plant by increasing the effective treatment area and time. Floating baffles and water lagoon baffles are designed to create bio-separators using serpentine hydraulic flow patterns, so they're constructed in durable fabrics and designed to your applications for treatment which will significantly reduce Biological Oxygen Demand (BOD) and Total Suspended Solids ((TSS). Floating curtain baffles are constructed with heavy duty tension members at the top and bottom of the curtain and UV/chemical/acid/base resistant 30 oz Elvaloy coated fabric. Without the floating baffle curtains,

facilities and plants have short circuiting across the lagoon but the addition of the water baffles causes flow of water to be controlled and redirected.

The pictures below are just a couple examples of the floating lagoon baffles

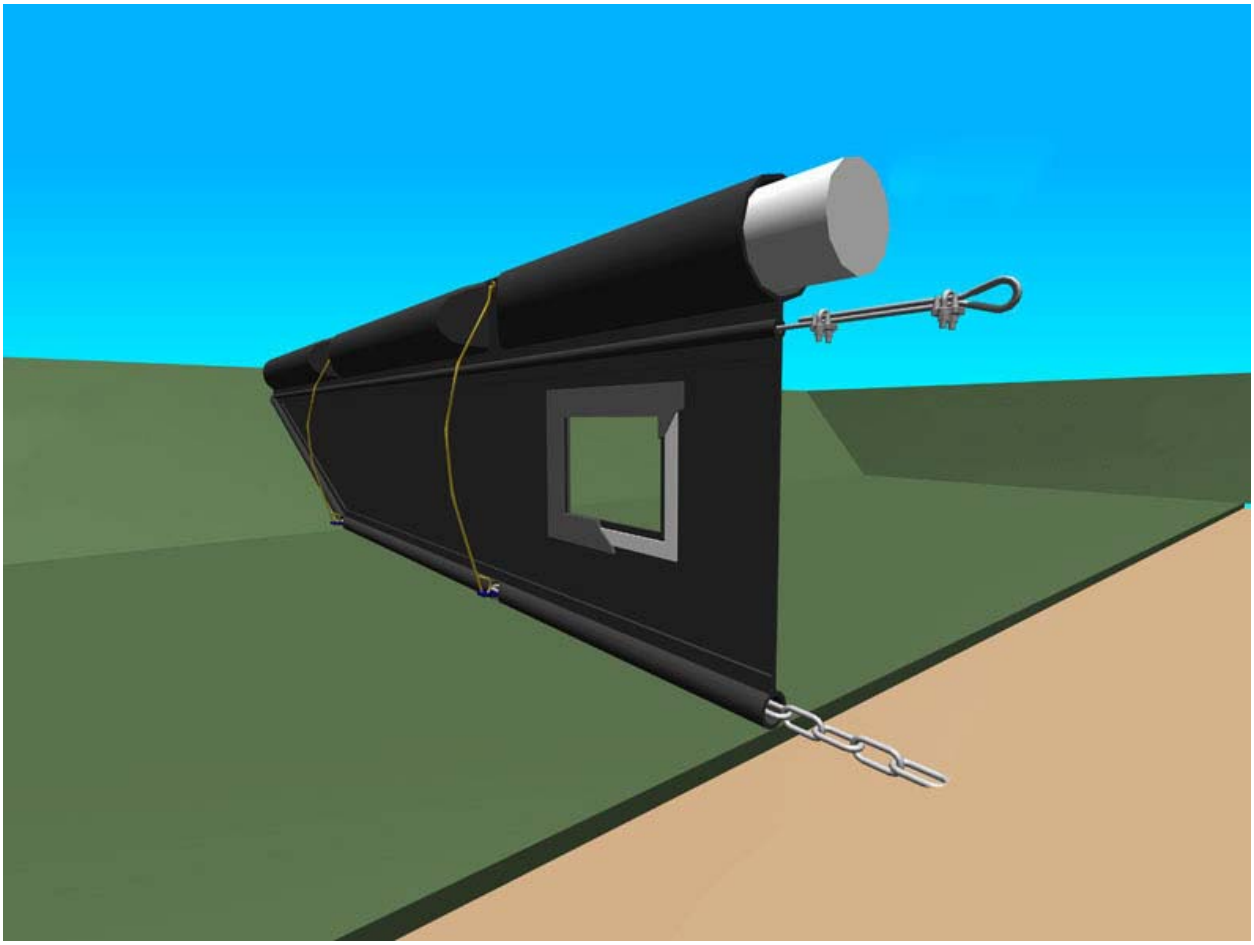

Lagoon Sample Results

2017

	January	February	March	April	May	June	July	August	Sept.	October	Nov.	Dec.
Influent												
BOD	212	83	144	246	159	147	No Sample	No Sample	80.9	160	221	181
TSS	210	66	156	344	164	152	No Discharge	No Discharge	216	160	236	180
TKN	60.0	35.8	44.0	64.5	39.9	48.2			56.5	54.0	61.5	49.0
Tot. Phos.	7.48	6.54	5.96	11.6	5.24	6.02			7.84	7.68	9.14	6.90
Effluent												
Copper	ND <10	ND <10	ND <10	ND <10	ND <10	ND <10			ND <10	ND <10	ND <10	ND <10
pH	8.33	8.48	8.49	9.08	8.88	9.39			9.26	8.88	8.29	8.28
BOD	17	25	21	22	16	19			20.5	47	55	27
E.coli	110	37	4	20	61	288			ND	690	10	690
TSS	38	40	76	114	55	60			92	88	92	79
Nitrogen	7.5	8.6	9.1	8.5	5.4	5.5			10.4	8.0	10.0	8.4
Ammon.	0.91	1.26	1.09	ND <0.10	0.23	ND <0.10			0.10	0.10	0.35	0.45
TKN	7.19	8.21	8.70	8.30	5.23	5.50			10.4	7.12	8.80	7.35
Nitrate	Nitrate 0.30	Nitrate 0.40	Nitrate 0.39	Nitrate 0.24	Nitrate 0.14	Nitrate ND <0.10			Nitrate ND <0.10	Nitrate 0.87	Nitrate 1.21	Nitrate 1.03
Tot. Phos.	1.62	1.73	1.89	1.80	1.56	1.27			2.02	2.06	1.69	1.48

Range Limit Violation

BOD Monthly Average Allowed = 30
TSS Monthly Average Allowed = 80
E.coli Colonies Allowed 4/1 through 10/31 = 427
E.coli Colonies Allowed 11/1 through 3/31 = 3843
ND = Not Detected

Lagoon Sample Results

2018

	January	February	March	April	May	June	July	August	Sept.	October	Nov.	Dec.
Influent												
BOD	150	147	127	202	243	131	111	263	189	158	220	157
TSS	144	162	135	202	332	154	126	345	273	154	236	208
TKN	44.5	44.0	42.7	59.5	68.0	44.9	37.3	62.9	53.5	34.9	58.4	43.8
Tot. Phos.	5.64	5.26	5.32	9.12	9.14	5.82	6.6	9.1	9.0	5.8	7.4	5.3
Effluent												
Copper	ND <10	ND <10	ND <10	ND <10	ND <10	ND <10	ND <10	ND <10	ND <10	ND <10	ND <10	ND <10
pH	8.29	8.76	9.44	9.62	9.10	9.35	9.6	9.0	9.4	9.2	8.9	8.2
BOD	12	16	29	33	19	13	13	13.5	12.9	23.2	28.2	18
E.coli	321	476	140	99	4	6	4840	283	2	13	113	162
TSS	50	32	98	99	77	56	63	67	81.1	76.7	66.0	41.0
Nitrogen	5.5	6.7	8.7	8.8	8.2	5.8	9.0	11.3	8.3	9.2	8.9	7.7
Ammon.	0.40	0.80	ND < 0.10	ND <0.10	0.13	ND <0.10	ND <0.10	1.1	ND <0.10	0.29	0.38	1.7
TKN	4.76	6.33	8.68	8.75	8.18	5.76	9.0	11.2	8.3	8.8	8.4	7.2
Nitrate / NO3	Nitrate 0.71	Nitrate 0.35	Nitrate ND <0.10	Nitrate ND <0.10	Nitrate ND <0.10	Nitrate ND <0.10	ND <0.10	ND <0.10	ND <0.10	0.43	0.50	0.51
Tot. Phos.	1.66	2.18	2.30	2.28	1.77	1.37	0.77	1.8	1.6	1.6	1.7	1.6

Range Limit Violation

BOD Monthly Average Allowed = 30
TSS Monthly Average Allowed = 80
E.coli Colonies Allowed 4/1 through 10/31 = 427
E.coli Colonies Allowed 11/1 through 3/31 = 3843
ND = Not Detected

Lagoon Sample Results

2019

	January	February	March	April	May	June	July	August	Sept.	October	Nov.	Dec.
Influent												
BOD	185	238	160	174	169	176	200	214	184	134	157	209
TSS	212	196	228	80.0	171	188	211	276	222	182	288	199
TKN	49.7	61.3	37.9	43.1	32.6	41.8	50.6	57.3	54.1	33.1	54.2	60.7
Tot. Phos.	6.5	6.4	5.7	7.0	6.2	5.7	5.8	7.4	6.5	6.4	8.6	7.3
Effluent												
Copper	69.0	<10.0	<10.0	<10.0	<10.0	<10.0	<10.0	<10.0	<10.0	<10.0	<10.0	<10.0
pH	8.6	8.7	8.8	8.1	8.5	9.1	9.2	9.0	9.0	8.6	8.3	8.8
BOD	17.4	23.4	42.8	25.1	58.7	22.4	17.6	20.4	22.5	45.8	21.9	18.3
E.coli	10	384	10	58	72	1630	170	10	<2.0	13	118	2
TSS	28.0	47.0	61.5	48.0	61.3	98.4	72.0	96.7	108	122	43	36.4
Nitrogen	7.2	11.9	16.6	12.5	11.5	8.0	9.8	14.4	14.9	11.5	5.4	8.1
Ammon.	0.95	3.6	4.6	5.8	0.15	<0.10	<0.10	0.18	<0.10	<0.10	1.5	1.2
TKN	7.0	11.7	16.4	12.2	9.2	8.0	9.8	14.3	14.9	10.2	4.4	7.5
NO3	0.28	0.16	0.16	0.23	2.2	<0.10	<0.10	<0.10	<0.10	1.3	0.95	0.61
Tot. Phos.	2.4	2.5	3.1	3.5	3.2	2.4	1.9	2.7	2.0	2.3	1.5	1.8

Range Limit Violation

BOD Monthly Average Allowed = 30
TSS Monthly Average Allowed = 80
E.coli Colonies Allowed 4/1 through 10/31 = 427
E.coli Colonies Allowed 11/1 through 3/31 = 3843
ND = Not Detected

CONVENTION AND TOURISM

DATE	EVENT	FUND USE	AMT	PREV. AMT	COMMENTS
1/22/2020	Kansas Sampler Foundation	WeKan Conference-Rural issues, Downto Preservation, Brochures, etc	$275.00	$ 275.00	food, mileage, registration
1/22/2020	Beach Boys Live-Alcove Spring	Marketing for the concert	$2,500.00	$ 2,500.00	Event sponsor-Marshall County Arts Cooperative
1/22/2020	State & Regional Tourism Groups &Publications	Pay dues to regional & state tourism groups for 2020. Also publications.	$750.00	$ 750.00	Will divide dues between MCDC & C&T so dues, etc are not duplicated.
1/22/2020	Various Social Media Advertise	Promote Marysville in 2020 on social media platforms	$ 500.00	$ 500.00	
1/22/2020	Marketing Material C&T	Print tourism marketing materials	$ 1,000.00	$ 1,000.00	Printed at City Hall
1/22/2020	Items needed in office	Supplies, paper,postage, etc.	$ 1,000.00	$ 1,000.00	Office supplies, etc
1/22/2020	Promote Marysville Museums	2020 Museum Audio Tour & Marshall County Museum Day	$ 1,000.00	$ 1,000.00	Promote Marysville Museums in 2020
		Total Requested	$7,025.00		

Marshall County
Arts Cooperative

Post Office Box 509
Marysville, Kansas 66508
marshallcountyarts.org

January 23, 2020

To Mayor Barnes and Members of City Council:

The Marshall County Arts Cooperative is hosting a concert at the Lee Dam Center for Fine Art Tuesday, February 18, 2020. The Americano duo, My One and Only, will perform an acoustic set at the art center. There will be 80 tickets available for the concert.

We are asking to serve alcohol from 6-10:30 p.m. that evening. We will serve beer and wine.

Thank you for considering this request.

We appreciate your help and support!

Sincerely,

Wayne A. Kruse

Wayne A. Kruse
President, MCAC
785-713-9866

CITY OF MARYSVILLE

APPLICATION FOR CONSUMPTION OF ALCOHOL BEVERAGES

PERSONAL INQUIRY WAIVER
CONSENT TO RELEASE RECORDS

Full Name (Responsible Party):

Kruse (Last) Wayne (First) Allen (Middle)

Address: 109 South 8th Street
Apt #1
Marysville, KS 66508

Home Phone #: 785-713-9864 **Work/Cell Phone #:** 785-562-2317

Event Sponsor (i.e. Main Street, Bank, Etc.):

Marshall County Arts Cooperative

DATE OF EVENT: 2-15-2020 **LOCATION:** Lee Dam Center for Fine Art

Reason for Event (i.e. Chamber Mixer, Art Show, Open House, Etc.)

concert

I, Wayne A Kruse, do hereby authorize a review and full disclosure of all records concerning myself to any duly authorized agent of the City of Marysville, whether the said records are public, private or confidential nature. The intent of this authorization is to give my full and complete disclosure of the records of educational institutions, employment, and pre-employment records including background reports, efficient ratings, complaints, or grievances filed by or against me and the records and recollections of attorneys, or of other counsel whether representing me or another person in any case, either criminal or civil in which I presently have, or had an interest. I understand that any information obtained by a personal history background investigation which is developed directly or indirectly, in whole or in part, upon this released authorization will be consideration for determining suitability of this application by the City of Marysville. I also certify that any person(s) who may furnish such information concerning me shall not be held accountable for giving this information; and I do hereby release said person(s) from all liability which may be incurred as a result of furnishing such information. A photocopy of this release will be valid as an original thereof, even though the said photocopy does not contain an original writing of my signature.

Wayne A Kruse — Signature of Responsible Party

1-23-2020 — Date

APPROVED BY COUNCIL THIS _____ DAY OF _____, 20__.

NOTE: FORMS MAY BE REJECTED IF NOT FILLED OUT COMPLETELY!!

Please Attach A Copy Of A Valid Driver's License Or Identification Card

JANUARY 27, 2020 ----------ORDINANCE NO. 3716

TOTAL OF EXPENDITURES IN FUNDS AS FOLLOWS:

FUND		
100	GENERAL	$ 107,056.55
200	WATER REVENUE	40,838.47
300	SEWAGE REVENUE	36,500.79
409	BOND & INTEREST #1	32,471.73
512	LIBRARY REVOLVING	9,757.73
513	LIBRARY	114,304.01
514	LIBRARY EMPLOYEE BENEFIT	53,568.58
600	SWIM POOL SALES TAX	104.00
607	SPECIAL PARKS & RECREATION	2,625.00
707	KOESTER BLOCK MAINTENANCE	4,489.44
711	EMPLOYEE BENEFIT	26,120.76
715	TRANSIENT GUEST TAX	6,336.17
800	SALEX TAX IMPROVEMENTS	31,234.82
875	WATER UTILITY RESERVE	12,675.00
	TOTAL ORDINANCE	$ 478,083.05

INVOICE APPROVAL LIST REPORT - SUMMARY BY VENDOR

ORD #3716 1/27/2020

Date: 01/23/2020
Time: 8:30 am
Page: 1

City of Marysville

Vendor Name	Vendor No.	Invoice Description	Check No.	Check Date	Check Amount	
AFLAC-REMITTANCE PROCESS SE	528	INSURANCE PREMIUM-JANUARY	0	00/00/0000	1,478.34	
				Vendor Total:	1,478.34	
AGLAND ELECTRIC MOTOR SERVI	858	REPLACE VOLUTE-MAIN LIFT STAT	0	00/00/0000	9,940.96	
				Vendor Total:	9,940.96	
ALLDREDGE FIREWORKS LLC	2681	FIREWORKS DISPLAY-JULY 5, 2020 1ST PAYMENT	44555	01/15/2020	5,250.00	H
				Vendor Total:	5,250.00	
ARNOLD SCOTT HARRIS, P.C.	2724	WITHHOLDING ORD 2018-ST-000059	0	00/00/0000	61.87	
				Vendor Total:	61.87	
BARDAVON	2669	POET TESTING-JAMES LEIS PRE-EMPLOYMENT	0	00/00/0000	75.00	
				Vendor Total:	75.00	
BLOOM CREATIVE LLC	2567	CONVENTION & TOURISM DIRECTOR SALARY	0	00/00/0000	1,729.17	
				Vendor Total:	1,729.17	
BLUE CROSS BLUE SHIELD INSUR	0091	HEALTH INSURANCE PREM-FEB + Dental	0	00/00/0000	32,309.75	
				Vendor Total:	32,309.75	
BLUE VALLEY DOOR CO, INC	1390	REPAIR DOOR AT ST SHOP-NEW CABLE-CENTER ROLL UP DOOR	0	00/00/0000	369.37	
				Vendor Total:	369.37	
BOND & INTEREST ACCOUNT #1	0066	TRANSFER-WATER TOWER PJT	0	00/00/0000	13,250.00	
				Vendor Total:	13,250.00	
BOND & INTEREST ACCOUNT #1A	332	TRANSFER-LAGOONS	0	00/00/0000	5,376.00	
				Vendor Total:	5,376.00	
CAPITAL IMPROVEMENTS FUND	1990	TRANSFER PER BUDGET	0	00/00/0000	1,000.00	
				Vendor Total:	1,000.00	
CENTURY BUSINESS SYSTEMS	2009	BLACK TONER CARTRIDGE-PD	0	00/00/0000	16.25	
				Vendor Total:	16.25	
CITIZENS STATE BANK	0050	EMPLOYEE PAYROLL #585	44554	01/15/2020	49,590.95	H
				Vendor Total:	49,590.95	
COMMERCE BANK-COMMERCIAL (	2055	BTRY CHRGR,FBI LEEDA,MOTEL,GAS ,MEALS,NOTARY STMP,ADOBE,ETC	44558	01/21/2020	986.49	H
				Vendor Total:	986.49	
CONVENTION & TOURISM	0680	REIMBURSE REGISTRATION/MILES MICHELLE-RURAL LEADERS RETREAT	0	00/00/0000	291.55	
				Vendor Total:	291.55	
CREDIT BUREAU OF MARSHALL C	0327	BULLETIN SERVICE 1/1/20-1/1/21	0	00/00/0000	70.00	
				Vendor Total:	70.00	
DAVE'S BODY SHOP	4012	HANDLE/LATCH PARTS & LABOR TRUCK #2503	0	00/00/0000	268.22	
				Vendor Total:	268.22	
ECHO GROUP, INC	1629	ELECTRIC SUP. CITY HALL LIGHTS CONECTOR,SREWS,CBL,COVERS,ETC	0	00/00/0000	430.90	
				Vendor Total:	430.90	
EFT-FEDERAL TAX,FICA,MEDICAR	2025	FEDERAL TAX, FICA, & MEDICARE	0	00/00/0000	15,124.19	
				Vendor Total:	15,124.19	
EVERGY	1401	ELECTRICITY KOESTER APT 12/10/19-1/13/20	0	00/00/0000	30.30	
EVERGY	1401	ELECTRICITY STREET LIGHTS + Swag - Final	44557	01/21/2020	5,171.43	H
				Vendor Total:	5,201.73	

Vendor Name	Vendor No.	Invoice Description	Check No.	Check Date	Check Amount
FASTENAL	1894	PARTS BINS (34)	0	00/00/0000	231.20
				Vendor Total:	231.20
FIRE EQUIPMENT RESERVE FUND	1988	TRANSFER PER BUDGET	0	00/00/0000	3,000.00
				Vendor Total:	3,000.00
GALLS, AN ARAMARK COMPANY	0266	PANTS,SHIRTS,CUFFS,CASES,BELTS ,KEY STRAPS,FLASHLIGHT, ETC	0	00/00/0000	739.11
				Vendor Total:	739.11
GARDEN OF EDEN	0143	FLOWERS-BARGMAN HOSPITAL	0	00/00/0000	28.00
				Vendor Total:	28.00
GENERAL FUND	1986	TRANSFER PER BUDGET	0	00/00/0000	37,874.00
				Vendor Total:	37,874.00
GODREY'S (Godfrey's)	2704	BOOTS-MATT SIMPSON	0	00/00/0000	118.99
				Vendor Total:	118.99
HALL BROTHERS INC	0200	68.48 TON FILL SAND-STOCK PILE	0	00/00/0000	352.67
				Vendor Total:	352.67
HARD ROCK QUARRIES, LLC	2680	87.78TON 3/4" LIMESTONE ROCK STOCKPILE	0	00/00/0000	1,404.48
				Vendor Total:	1,404.48
HOMETOWN LUMBER, INC.	987	LUMBER,UTILITY KNIVES,&BLADES	0	00/00/0000	60.57
				Vendor Total:	60.57
K.P.E.R.S. EFT	0103	RETIREMENT CONTRIBUTIONS	0	00/00/0000	10,487.07
				Vendor Total:	10,487.07
KACM	3050	2020 MEMBERSHIP DUES-ST. JOHN	0	00/00/0000	100.00
				Vendor Total:	100.00
KANSAS ASSOC-CHIEFS OF POLIC	0086	2020 MEMBERSHIP DUES-ACKERMAN	0	00/00/0000	100.00
				Vendor Total:	100.00
KANSAS DEPT OF HEALTH & ENVI	689	TOWER REHAB/WATERLINE PJT LOAN PAYMENT-PJT-2734	0	00/00/0000	16,234.23
				Vendor Total:	16,234.23
KANSAS DEPT OF HEALTH	0151	LAB SERVICES-4TH QTR 2019 COLILERT DRINKING WATER	0	00/00/0000	108.00
				Vendor Total:	108.00
KANSAS MUNICIPAL UTILITIES INC	0548	MEMBERSHIP FEES 2020	0	00/00/0000	1,194.00
				Vendor Total:	1,194.00
KANSAS PAYMENT CENTER	1238	WITHHOLDING ORDER NM15DM000071	0	00/00/0000	846.01
				Vendor Total:	846.01
KANSAS RETAILERS' SALES TAX	867	SALES TAX DUE-DECEMBER	44559	01/21/2020	888.30 H
				Vendor Total:	888.30
KANSAS SECRETARY OF STATE	0168	2019 KSA SUPPLEMENT SET & KSA HARDBOUND VOL 6-6A	0	00/00/0000	231.56
				Vendor Total:	231.56
KANSAS SHERIFFS ASSOCIATION	919	2020 MEMBERSHIP DUES-ACKERMAN + Admin management Seminar Registration	0	00/00/0000	76.43
				Vendor Total:	76.43
KANSAS STATE TREASURER (WIR	0094	INT-WATER TOWER REFUND BONDS 2015 0194040815358	0	00/00/0000	16,237.50
				Vendor Total:	16,237.50
KANSAS WATER FEE	1423	WATER PROTECT/CLEAN DRINK FEES QTR 4 2019	0	00/00/0000	1,358.17
				Vendor Total:	1,358.17
KANSAS WITHHOLDING TAX	0299	STATE TAX WITHHELD	0	00/00/0000	2,597.11

Vendor Name	Vendor No.	Invoice Description	Check No.	Check Date	Check Amount
				Vendor Total:	2,597.11
STEVEN ALLEN KRAUSHAAR	0974	COURT APPOINTED SERVICES	0	00/00/0000	200.00
				Vendor Total:	200.00
LANDOLL CORPORATION	0093	METAL FOR GRASSHOPPER SNOW BLADE	0	00/00/0000	29.22
				Vendor Total:	29.22
LAW ENFORCEMENT SYSTEMS, IN	0087	3 PART VOLUNTARY STATEMENT (1000)	0	00/00/0000	226.00
				Vendor Total:	226.00
LIBRARY TREAS-CITY OF MARYSV	0095	TAX DISTRIBUTION PER BUDGET	0	00/00/0000	167,872.59
				Vendor Total:	167,872.59
LINCOLN JOURNAL STAR	468	ADS-LIGHT UP MARYSVILLE	0	00/00/0000	283.20
				Vendor Total:	283.20
MARSHALL CO ABSTRACT & TITLE	2084	CERT OF TITLE-PALM,BLK46,LOTS 1-6 (LESTER 611 N 3RD)	0	00/00/0000	150.00
				Vendor Total:	150.00
MARYSVILLE ADVOCATE	0017	C ORD 22-TRANS GUEST TAX,ORD 1888&1889,ADS-POOL,DUMP,HELP WANTED	0	00/00/0000	427.63
				Vendor Total:	427.63
MARYSVILLE FIRE DEPARTMENT	1345	FIREMENS CONTRIBUTIONS-JANUARY	0	00/00/0000	300.00
				Vendor Total:	300.00
MARYSVILLE SPORT & REC, LLC.	1843	RECREATION SERVICES 1ST HALF CONTRACT	0	00/00/0000	34,500.00
				Vendor Total:	34,500.00
MIKE'S O.K. TIRES	2079	TIRE REPAIR #524 ST DEPT	0	00/00/0000	60.00
				Vendor Total:	60.00
MUNICIPAL SUPPLY, INC	579	MOBILE DATA COLLECTOR/TRAINING FOR NEW NEPTUNE WATER METERS	0	00/00/0000	12,675.00
				Vendor Total:	12,675.00
NEMAHA MARSHALL R E C	1044	ELECTRICITY AT BILLBOARD	44556	01/21/2020	1,674.58 H
				Vendor Total:	1,674.58
NETWORK COMPUTER SOLUTION	2223	ANTIVIRUS 18 COMPUTERS,CLOUD BACK UP+ADDITIONAL-CHALL/WATER	0	00/00/0000	178.43
				Vendor Total:	178.43
NPG NEWSPAPERS, INC	2726	AD-BIG KS ROADTRIP MAGAZINE SPLIT WITH MCDC & MCAC	0	00/00/0000	975.00
				Vendor Total:	975.00
OEHM PLUMBING & HEATING	1616	RPL THERMOCOUPLER-FURNACE AT FIRE STATION #2(NORTH FURN)	0	00/00/0000	62.45
				Vendor Total:	62.45
OR-AL QUARRIES, INC.	1678	1 1/2" MIX ROCK (157.39 TONS) STOCK PILE	0	00/00/0000	1,282.73
				Vendor Total:	1,282.73
PITNEY BOWES, INC	0838	POSTAGE METER RENT 11/10/19-2/9/20	0	00/00/0000	146.40
				Vendor Total:	146.40
PRAIRIE FIRE COFFEE SYSTEMS	0229	COFFEE-POLICE DEPT	0	00/00/0000	43.40
				Vendor Total:	43.40
PRINTING SYSTEMS, INC	0367	W2'S	0	00/00/0000	32.06
				Vendor Total:	32.06
QUILL CORPORATION	0132	PAPER 11X17 & 8.5X11,RUBBER BANDS, & CALENDAR	0	00/00/0000	228.45
				Vendor Total:	228.45
RIVER CITY SUPPLY, LLC	2551	100 DRAWSTRING BAGS-DARE	0	00/00/0000	583.00
				Vendor Total:	583.00

Vendor Name	Vendor No.	Invoice Description	Check No.	Check Date	Check Amount
ROHR THE HANDYMAN	1964	KSTR REST PORCH FINAL PHASE FINAL PAYMENT(11/8/19-12/13/19)	0	00/00/0000	**4,200.00**
				Vendor Total:	**4,200.00**
SANDMANN PLUMBING LLC	2723	PLUMBING-MAIN ST BUILDING & FAUCET UNION FOR MOP SINK	0	00/00/0000	**613.88**
				Vendor Total:	**613.88**
SECURITY EQUIPMENT INC	2676	KOESTER MUSEUM MONITORING SERVICE 2/1/20-4/30/20	0	00/00/0000	**228.00**
				Vendor Total:	**228.00**
SEWER REPLACEMENT FUND	1987	TRANSFER PER BUDGET	0	00/00/0000	**8,337.00**
				Vendor Total:	**8,337.00**
THOMAS OUTDOOR ADVERTISING	1923	BILLBOARD RENT HWY 24-JANUARY	0	00/00/0000	**200.00**
				Vendor Total:	**200.00**
TRUCK REPAIR PLUS, INC.	1715	AUTOMATIC SLACK ADJUSTER RELEASE TOOL-#526 ST DEPT	0	00/00/0000	**35.89**
				Vendor Total:	**35.89**
UNITED PEST CONTROL, INC	712	PEST CONTROL-PD BI-MONTHLY	0	00/00/0000	**70.00**
				Vendor Total:	**70.00**
UNIVERSITY OF KANSAS	1704	INSTRUCTOR DEVLPMNT SCHOOL JAMES LEIS 3/3/2020	0	00/00/0000	**380.00**
				Vendor Total:	**380.00**
WATER UTILITY RESERVE FUND	1989	TRANSFER PER BUDGET	0	00/00/0000	**5,000.00**
				Vendor Total:	**5,000.00**
				Grand Total:	**478,083.05**
				Less Credit Memos:	**0.00**
Total Invoices:	**83**			Net Total:	**478,083.05**
				Less Hand Check Total:	**63,561.75**
				Outstanding Invoice Total :	**414,521.30**

City Administrator's Report

1/23/2020

1/27/2020 Council Meeting

1. **Parks and Cemetery Truck**

Included are bids for a new truck to replace the Parks and Cemetery 1996 Chevy S10. The Chevy S10 has not been ideal for use in the Parks and Cemetery department and is in need of replacement. The two bids we have are from Nordhus Motors and Honeyman Ford. Both dealers have service departments in Marysville, which makes them ideal to get vehicles from. The low bidder is Honeyman Ford, with a bid of $28,704 for their Ford F-250. We are planning to have a flatbed installed, so you will see that price at a following council meeting, pending approval of this bid. This truck is budgeted to come half out of the Park's budget and half out of the Municipal Equipment Reserve. We do have the option to pull it completely out of the Municipal Equipment Reserve if deemed necessary. After the new truck is put into service, we will sell the 1996 Chevy S10.

Recommendation: Approve bid from Honeyman Ford for $28,704 for an F-250 and put the 1996 Chevy S10 up for surplus

Pages: 52-56

2. **Crafco Crack Sealer**

Included is a quote for a Super Shot Melter/Applicator for crack sealing from Crafco. The current crack sealer we have is not large enough to keep up with our workload. We bought our current sealer to see if we could improve our street maintenance program; and we did. Crack sealing has improved the lifespan of many of our streets. To keep this program up, we need a larger crack sealer. The Super Shot Melter/Applicator will greatly improve our efficiency. We have budgeted for this piece of equipment to come out of the Street Department's budget. The quote for this equipment is $48,994. We will keep the current crack seal machine for smaller jobs.

Recommendation: Approve buying the crack sealer from Crafco for $48,994

Pages: 57-64

3. **Light Poles by County Courthouse**

Evergy is proposing to replace the seven metal light poles that are old and leaning by the county courthouse area on Broadway with metal poles they have on hand. In the proposition they requested that we help with the removal of the concrete and putting concrete back when the poles are set; this would be no problem. The question they would like answered is whether we want the poles powder coated or galvanized. If we left them galvanized, they would charge us nothing for the poles. If we want them powder coated, they will charge us $681.27 per pole. With there being seven poles the total to powder coat would be $4,768.89. Attached are pictures of the poles after they have been powder coated. Which option would you like to choose, galvanized or powder coated?

Pages: 65-67

4. **Lights on the West Bridge**

Rich with Evergy recently approached me about the lights on the west bridge. Currently, they are not in good working order due to the corrosion of the metal conduit. They are proposing to replace all the wiring, as well as replacing the metal conduit with plastic conduit and turn the control of the bridge lights over to the city. Rich informed me that their company doesn't usually do the maintenance on bridge lights like this and would prefer not to continue doing the maintenance. Evergy would install a meter at where our responsibility would begin and continue to maintain everything up to that point. If we chose not to take control of the lights, there is a possibility that Evergy would remove the lights from the bridge. What direction does the council want to go?

5. **Adding a Traffic Light at 20th and Center**

I contacted Phillips Southern about installing a third traffic light on the westbound pole at 20th and Center. Phillips Southern is the company that initially installed the traffic lights, as well as installed the camera system at 14th and Center. Enclosed is their quote for the installation. The quote for a 3-Section LED being installed on the side pole of the traffic signal is $2,975. How would the council like to proceed?

Pages: 68

Still working on:

Lights around playground
Plan for Carolina and 9th

cityadm@bluevalley.net

From: Brian Gudenkauf <bgudenkauf@carsoncomm.com>
Sent: Wednesday, January 22, 2020 3:38 PM
To: cityadm@bluevalley.net
Subject: RE: F-250 Quote
Attachments: 2020 F250.pdf

Attached is a bid for the 2020 F-250. Let me know if you have any questions.

Thanks,
Brian Gudenkauf
Rick Honeyman Ford
Seneca, Kansas
785-336-2171

From: cityadm@bluevalley.net <cityadm@bluevalley.net>
Sent: Tuesday, January 21, 2020 10:18 AM
To: bgudenkauf@carsoncomm.com
Subject: F-250 Quote

Brian,

Could you get us a quote for the attached Ford F-250? We would need it by Thursday morning if possible.

Thanks,

Austin St. John, City Administrator
City of Marysville
209 N 8th Street
Marysville, KS 66508
cityadm@bluevalley.net | cityofmarysvilleks.com

2020 Ford F-250 Regular Cab XL

- 6.2L V8 Engine
- 4x4
- 6 Speed TorqShift Transmission
- 3.73 Non-Limited Slip Axle Ratio
- Oxford White
- Snow Plow Prep Package
- 10,000-9,900 GVWR Package
- Exterior Backup Alarm
- 240 Amp Alternator
- Center High Mounted Stop Lamp
- Manual Telescoping Trailer Tow Mirrors
- Platform Running Boards
- LT245-75Rx17E BSW A/S Tires
- Medium Earth Gray Vinyl Interior
- 40/20/40 Split Bench Seat
- AM/FM Stereo with MP3 Player
- SYNC

Sell Price: $28,704.00

NORDHUS MOTOR CO.

1301 Broadway
Marysville, KS 66508
1406 Center
562-2383
FAX 785-562-2384

CITY OF MARYSVILLE BID
2020 2500 4WD REG CAB LONG BED LT

MSRP $41895.00

FLEET BID PRICE $31647.00 *

*

BUICK
55-654

CHEVROLET
05-171

DICK NORDHUS
NORDHUS MOTOR COMPANY

ATTENTION ALL USERS: When using Order Workbench (OWB), please DO NOT disable pop-up windows functionality. OWB uses pop-up windows to display business critical alerts, confirmations and warning messages while in transactions. For assistance, contact the OWB Help Desk at 1-888-337-1010.

jvm007 | Logout

Stored Configuration Detail - Config # XNQB4K

BAC: 111863 BFC: 1 Name: NORDHUS MOTOR COMPANY

View Customer Version ▼

NORDHUS MOTOR CO

BAC Information

Contact Name
DAN
Phone #
Stock No.
UPDATE

MSRP - #41895.00

FLEET BID PRICE - #31647.00

Fleet Information

Primary FAN: 981235
Bid Number:
PO #:
End-User FAN:
Bid Item #:

Model/Order Information

Model Year: 2020
Distrib. Entity: FLT
Allocation Group: CHDREG
Division: CHEVROLET
Order Type: FBC - Fleet Political Subdivision
Model: CK20903 - 2500HD Silverado: LWB, 4WD, Reg Cab Pickup

MSRP w/DFC † : $41,895.00
Request ID:
Requested TPW:

Vehicle Specifications

PEG: 1LT - LT Preferred Equipment Group
Primary Color: GAZ - Summit White
Emissions:
Transmission: MYD - 6-Speed Automatic
Trim: HV5 - 2LT/1SP/1LT-Cloth, Gideon/Drk Atmosphere, Interior Trim
Engine: L8T - Engine: 6.6L, V-8, SIDI

Ordered Options:

- 9J4: Bumper: Rear Delete
- 9L3: Spare Tire Delete (SEO)
- AKO: Glass, Deep Tinted
- AQQ: Keyless Remote Entry
- AU3: Power Door Locks
- AZ3: Seats: Front 40/20/40 Split-Bench, Full Feature
- BG9: Floor Covering: Rubberized Vinyl, Black
- DBG: Mirrors, O/S: Man. Ext & Folding, Heat, Turn Indicator
- FE9: Federal Emissions
- G80: Locking Differential, Rear
- GT4: Rear Axle: 3.73 Ratio
- IOR: Chevrolet Infotainment, 8" Color Screen
- JGB: GVW Rating 10,250 Lbs
- JL1: Integrated Trailer Brake Controller
- KNP: Transmission Cooling System
- KW5: Alternator, 220 AMP
- NQF: Transfer Case: w/ Rotary Dial Control, Electronic Shift
- NZZ: Skid Plate
- PYQ: Wheels: 17" Aluminum
- QHQ: Tires: LT245/75 R17E All Season, Blackwall
- SFW: Back-Up Alarm Calibration (SEO)
- UE1: OnStar Communication System
- UK3: Radio Controls -Steering Wheel
- V46: Bumper, Front, Chrome
- V76: Recovery Hooks
- VQO: LPO - Assist Steps, Work, Black
- VYU: Snow Plow Prep Package
- YK6: SEO Processing Option
- YM8: LPO Processing Option
- ZW9: Delete: Pick-Up Box

K34: Cruise Control

K47: Air Cleaner, High Capacity

KC4: Cooler, Engine Oil

→ View Event History → View Change History

▸Copy to My Stored Configurations | ▸Locate Vehicle

BACK NEXT

† North American Order Workbench is intended solely for business use by GM Dealers. Pricing shown is for illustration purposes only. Refer to GMPricing.com for official GM Price schedules. GM pricing is subject to change by GM at anytime, without notice.

Order Workbench: **FAQs** **Site Map**

© 2008 General Motors. All Rights Reserved.

CRAFCO® INC
AN ERGON COMPANY

6165 W. Detroit St.
Chandler, AZ 85226
(602) 276-0406 (800) 528-8242
FAX: (480) 940-0313

QUOTE # BBBQ35376

Date Quoted 1/7/2020
EXPIRATION DATE 2/6/2020

Quote To: Account Code: 921160

CITY OF MARYSVILLE KS
N/A
209 NO. 8TH
MARYSVILLE, KS 66508
US

Phone: 785-562-5331
Fax:
Email:

Ship To: Account Code: 921160

CITY OF MARYSVILLE KS

209 NO. 8TH
MARYSVILLE, KS 66508
US

N/A

785-562-5331

Project Title:

Bid Date:
Bid Number:
Project Start Date:
Ship Before:
Quote Effective Dates: 1/7/2020 TO 2/6/2020

Terms: NET 30
F.O.B.: PPA- Delivered; freight includ
Ship Via: Truck/Common Carrier
Sales Group:
Quoted By: Andrew Chesney
Sales Office: 250- Andy Chesney

Estimated Time to Ship After Receipt of Order: Quoted at time of order

Customer: CITY OF MARYSVILLE KS
Project Title:

Quote Number BBBQ35376
Date 01-07-20

SALES TAX EXEMPT CERTIFICATE MUST BE PROVIDED AT THE TIME OF ORDER OR SALES TAX WILL BE ADDED TO YOUR ORDER

Part #	Description	Unit	Qty.	Quote Price	Ext. Price
43600-AZ03	SS125 DIESEL MELTER R-S	EA	1	$44,100.0000	$44,100.0000
20014-AZ03	3" PINTLE HITCH REV.E	EA	1	$142.8000	$142.8000
24227-AZ03	7 PIN FLAT BLADE CONNECTOR RO	EA	1	$64.2000	$64.2000
20140-AZ03	28" HITCH EXTENSION ASS'Y. R.H	EA	1	$650.0000	$650.0000
24095K-AZ03	STROBE LIGHT KIT, CLASS 2 R-A	EA	1	$342.0000	$342.0000
24190K-AZ03	OVERNIGHT HEATER W/FITTING	EA	1	$325.0000	$325.0000
26058-AZ03	10# FIRE EXT. W/COVER REV.B	EA	1	$225.0000	$225.0000
26059-AZ03	FIRE EXT. BRKT REV.A	EA	1	$95.0000	$95.0000
26119-AZ03	3/8 HOOK W/SAFETY LATCH REV.B (2 REQ.)	EA	1	$65.0000	$65.0000
45535-AZ03	ENGINE COVER ASSY, 37HP AND BELOW R.L	EA	1	$1,435.0000	$1,435.0000
700000	Freight	ea	1	$1,550.0000	$1,550.0000

Sub Total	$48,994.00
Sales Tax	$0.00
	$48,994.00

COMMENTS:

Here is the quote you requested.

NOTE:

WARNING:

Products on this quote may be labeled in accordance with California Proposition 65.
California purchasers refer to http://crafco.com/resources/Prop-65.xlsx

For Terms and Conditions of purchases go to: www.crafco.com/Terms-of-Sale.pdf
Quantities may be limited at Crafco's discretion.
Pricing and availability are subject to change without notice.
Pricing does not include applicable taxes. Tax exemption forms must be on file prior to invoicing. Unpaid sales tax will be reported to State and Local tax authorities. Extension is net after terms.

FOB DEFINITIONS:

CFR- Seller pays for the carriage of goods up to the named port of destination.
CIF- Same as CFR with exception that the seller is required to obtain insurance for the goods while in transit to the named port of destination.
CIP- Same as CPT with exception that the seller is required to obtain insurance for the goods while in transit.
COL- Collect
CPT- Seller pays for the carriage of the goods up to the named place of destination.
DAF- Seller pays for transportation to the named place of delivery at the frontier. Rail or Road.
DAP- Seller delivers when the goods are placed at the disposal of the buyer on the arriving means of transport ready for unloading at the named place of destination.
DDP- Seller is responsible for delivering the goods to the named place in the country of the buyer, and pays all costs in bringing the goods to the destination including import duties and taxes.
DDU- Seller delivers the goods to the buyer to the named place of destination in the contract of sale.
DEQ- Same as DES, but the passing risk does not occur until the goods have been unloaded at the port of discharge.
DES- Seller pays the same freight and insurance costs but the passing risk does not occur until the ship has arrived at the named port of destination and the goods made available for unloading to the buyer.
DLB- Delivered, buyer pays.
DLV- Delivered, seller pays.
EXW- Seller makes the goods available at their premises, or at another named place.
FAS- Seller delivers when the goods are placed alongside the buyer's vessel at the named port of destination.
FCA- Seller delivers the goods, cleared for export, at a named place (possibly including the seller's own premises).
FH- Free House.
FOB- Seller bears all costs and risks up to the point the goods are loaded on board the vessel.
PPA- Delivered; freight included.
PPD- Delivered; freight separate.
UN- Not free.

Pavement Preservation Products Restocking Policy

Crafco will only accept the return of products that have been authorized in writing in advance. To obtain authorization contact your customer service representative. A written authorization will be faxed or emailed to you. A copy of the RETURN AUTHORIZATION must accompany the material being returned.

Not all products are returnable. Products that have a shelf life or are considered made to order or special order may not be returned. No used parts may be returned.

All returns are subject to restocking charges.

All products returned must be in the original packaging and be in good and salable condition. Crafco reserves the right to charge repackaging charges in addition to restocking charges.

Restocking Charges

PARTS (*)	15%
EQUIPMENT	Non Returnable
SEALANT (*)	25%
SILICONE	Non Returnable
GEOCOMPOSITES	Non Returnable
MASTIC (*)	25%
POLYPATCH (*)	25%
TECHCRETE (*)	25%
OTHER STANDARD INVENTORIED ITEMS (*)	25%

CUSTOMER IS RESPONSIBLE FOR ALL SHIPPING COSTS ON RETURNED MATERIALS.
(*) Not all purchases are returnable. Any part or product that is non-standard or obsolete is not returnable. Request information on the acceptability for returns for any specific product when ordering.

Super Shot Melter/Applicator

CRAFCO® INC

PRESERVATION PRODUCTS | PAVEMENT

Delivering Confidence Through Innovation, Quality and Value Since 1976

SUPER SHOT MELTER/APPLICATOR

Engineered Performance Design

Crafco Super Shot Melter/Applicators **Engineered Performance** answer todays challenges that have developed from higher energy costs and smaller budgets. The Super Shot machines exceed all expectations, quickly and economically. No other machine on the market today can match Crafco's Engineered Performance Machines.

Engineered Efficiency. Crafco's Super Shot engineered pump is mounted inside the melter, eliminating material recirculation, outside plumbing and high-pressure lines. By eliminating the need for re-circulation, the pump runs only when material application is needed making this an "on-demand" system, this increases pump life and operator safety.

Additionally, an internally mounted pump requires no packing, eliminating maintenance. Less maintenance in the shop means more production on the job, more profit and less costs.

Engineered Options and Features. Standard Engineered Features makes the operation of these melters the safest and the easiest machines to operate. Many of the other features reduce labor and operating costs; the most impressive being the Super Shot Melter Engineered Options. Design the machine you want with these options. For example, add an optional industrial air compressor and save the cost of running an additional engine and tow vehicle saving time, money and people costs. The Super Shot has over 20 available options.

Engineered Safety

The Super Shot Melter/Applicator is loaded with standard safety features designed to protect the operator and the public. In addition to standard safety features there are optional engineered features such as the autoloader, which keeps the operator clear of hot sealant and adds efficiency to the process. Rear controls keep the operator away from traffic on both sides of the unit and the bearing hose boom reduces operator fatigue. Anti-splash lids with safety shut offs protect the operator from sealant splash. Review the innovative features of the Super Shot and you will find this machine to be the most safely engineered melter available.

1. **Anti-Splash Lid**
2. **Low Profile Loading Height**
3. **Hot Oil and Sealant Shut Down**
4. **Manual Record Box**
5. **Lid Agitator Shut Off Switch**
6. **Bearing Boom**
7. **Hose Cover**
8. **Low Curb Height**
9. **Hitch Extension**
10. **Quiet Operation**
11. **Curbside Controls**
12. **Heat Transfer Overflow Tank**
    A jacketed melter with no overflow tank may cause ground contamination
13. **LED Lights Standard**

Super Shot 60

Available in four base configurations

Skid Mount - Propane - Part No. 50750
Trailer - Propane - Part No. 43300
Skid Mount - Diesel - Part No. 46800
Trailer - Diesel - Part No. 46950

Super Shot 125

Available in four base configurations

Skid Mount - Part No. 57200
Trailer - Part No. 43600
Trailer + two axles - Part No. 43600DX
Trailer + compressor - Part No. 47400

Super Shot 250

Available in two base configurations

Trailer - Part No. 44100
Trailer + compressor - Part No. 47900N

Choose your size, choose your options!

The Crafco Super Shot series melter/applicator represents the most technologically advanced melter/applicator available. This state-of-the-art machine offers the ultimate in efficiency and ease of use. The digital control features of this equipment accurately control and regulate the heating temperature of the sealant and transfer oil. The patented internal pumping system requires no clean out and features a hydraulic flow rate adjustment. The internal pump only operates when the operator activates the micro-switch on the applicator wand. With "On Demand" pumping there are no valves, fewer moving parts and no hose pressure build up. Super Shot melters will out-perform any comparable sized machine available. Crafco offers a two-year warranty, various options, and many safety features, making these machines the greatest value with the highest productivity. The Crafco Super Shot Melter is the most efficient and easy to use melter/applicator available today!

There are three sizes to choose from.

The Super Shot 60 is a 60-gallon capacity unit, which features automatic digital controls with a heated hose and wand. This machine is designed for use on projects under 2,000 pounds of sealant per day. The Super Shot 60 is also available as a skid mount.

The mid-sized 125-gallon capacity Super Shot 125, offers the best versatility. Ideal for medium to large sized projects, this unit is diesel powered, available with an optional compressor or a labor saving autoloader. This is the most popular municipal unit.

The large-sized 250-gallon Super Shot 250 is designed for large projects. This machine will out-perform any melter in its class and is available with many standard options.

Ergonomically Engineered Loading Features:

- Splash proof lid
- Automatic agitation shut-off
- Fume free environment
- No operator back strain
- Light weight loading lid

The Most Technologically Advanced Melter/Applicator Available

Longer Pump Life/Efficient and Aggressive Agitation



The patented pump technology of the Crafco Super Shot melters is what makes the Super Shot the most productive and lowest maintenance melter in the industry. The Crafco patented pump is mounted inside the sealant tank. Mounting the pump inside eliminates material recirculation, outside plumbing, and high-pressure lines, while decreasing pump wear. The Super Shot pump will last many times longer than a conventional pump. Internal pumps require no packing which eliminates maintenance and results in more production on the job.

Super Shot 125 with Autoloader

Specifications

	Super Shot 60D Trailer Part No. 46950	Super Shot 125D Trailer Part No. 43600	Super Shot 250D Trailer Part No. 44100
Dimensions	150.25"L / 64.5"W / 70"H	138.25"L / 68"W / 83.25"H	175.5"L / 90.5"W / 82"H
Shipping Weights	3,200lbs / 1,451kg - Actual	2,800lbs / 1,270kg - Actual	6,300lbs / 2,857kg - Actual
Gross Weight	4,200lbs / 1,905kg - Approx.	5,200lbs / 2,538kg - Approx.	9,900lbs / 4,490kg - Approx.
Material Capacity	58 gal /219 liter	133 gal / 503 liters	250 gal / 946 liters
Melt Rate	480 lbs/hr	1,064 lbs/hr	2,000 lbs/hr
Heat Transfer Oil	21 gal / 78 liter	34 gal / 128 liter	47 gal / 177 liter
Tank Construction	Double Boiler	Double Boiler	Double Boiler
Tank Opening/Loading Door(s)	(1)12.25" x 15" / 311.15mm x 381mm	(1) 14" x 18" / 355.6mm x 457.2mm	(2) 14" x 18" / 355.6mm x 457.2mm
Loading Height	46.25" / 117.5cm	58" / 147.3cm	54" / 137.2cm
Heat Input	205,00 Btu	250,000 Btu	270,000 Btu
Diesel Fuel Capacity	26 gal / 98 liters	26 gal / 98 liter	30 gal / 113 liter
Propane Capacity (Option)	100 lbs.	N/A	N/A
Hydraulic Oil Capacity	26 gal / 98 liters	26 gal / 98 liter	30 gal / 113 liter
Engine Standard	Three Cyl. Isuzu Mod 3CJ1 Tier 4 Final 19 BHP @ 3,000RPM	Three Cyl. Isuzu Mod 3CH1 Tier 4 Final 25.4 BHP @ 3,000RPM	Three Cyl. Isuzu Mod 3CH1 Tier 4 Final 25.4 BHP @ 3,000RPM
Engine Option (w/Compressor)	N/A	Four Cyl. Isuzu Mod 4LET2 Tier 4 Final 48 BHP @ 2,350RPM	Four Cyl. Isuzu Mod 4LET2 Tier 4 Final 48 BHP @ 2,350RPM
Axle Capacity	4,200lb Torsional / 1,905kg	Dual 5,200lb Torsional each / 2,359kg each	Dual 5,200lb Torsional each / 2,359kg each
Tires	ST225-75 R15	ST225-75 R15	ST225-75 R15
Air Compressor (Option)	N/A	100 CFM @ 125 PSI	100 CFM @ 125 PSI
Surface Area Material Tank	2,538in² 16,347cm²	4,267in² 27,529cm²	6,632in² 42,787cm²
Surface Area Oil Tank	3,335in² 21,516cm²	5,244 in² 33,832 cm²	7,655 in² 49,387 cm²
Ratio of Tank Surface Area	1.31:1	1.22:1	1.15:1
Control Location	Hydraulic Rear, Control Box Rear Curb Side	Standard Super Shot	Hydraulic Rear, Control Box Rear Curb Side
Controls	Standard Super Shot	Hydraulic Rear, Control Box Curb Side	Standard Super Shot
Hose Style	Electric	Electric	Electric
Wand Style	Electric	Electric	Electric
Hose Compartment	No	No	No
Material Recirculation	No	No	No
Boom	Dual Pillow Block Bearings	Dual Pillow Block Bearings	Dual Pillow Block Bearings
Burner Box	Removable From Side	Front Panel Removable	Removable From Side

For bid specifications go to
crafco.com

Engineered Performance Features

QUICK & EASY START-UP
With the flip of a toggle switch the Super Shot will be ready to operate in less than an hour. Shut down, at the end of the day, is just as easy.

HEATED HOSE
The low voltage electric heated hose heats material to application temperature within 45 minutes. The hose has the longest working radius in the industry, a 360° swivel, protective sleeve, & a repairable hose & wand.

Automatic Agitator Shut-Off & Splash Proof Lid
Shut offs are incorporated into the lid, hose, wand, pump, burner, & electrical controls.

Integrated Operator Control System
Controls operate the entire unit and override possible operator error. Integrated control box houses all the gauges, switches, & engine controls.

Optional Compressor
Compressor runs air lance that is used to clean dirt & debris out of cracks, increasing crack sealing efficiency and effectiveness.

Optional Engine Cover
Protects engine from the elements, vandalism, & theft.

Efficient Burner
Burner is positioned safely within the frame providing protection & ample ground clearance. Time saving electric overnight heater option available.

Low Profile
Low center of gravity provides easy loading, yet has ample unobstructed ground clearance for safe towing over the most rugged road conditions.

Engineered Performance Options

Crafco offers many Engineered Performance Options to increase production, save labor and lower operating costs. The Super Shot has been engineered with a large variety of options like an autoloader, compressor, light bar or fire extinguisher. These options will enhance production while increasing safety and security.

Engine covers and battery boxes protect the engine from the elements and adds security. The autoloader increases production, adds safety and decreases operator fatigue. The overnight heater is an on the job must if you want to reduce start up time. The light bar is for added safety to direct traffic and increase driver awareness.



- Engine cover
- Gravity Feed
- Arrow Board Kit
- Surge Brakes
- Engine w/ Gauges
- Autoloader
- Air Compressor
- Custom Paint
- Hitch Selection
- Electric Plug Selection
- Hitch Extension
- Cab Brake Control
- Locking Battery Box
- Light Bar
- Overnight Heater
- Fire Extinguisher - 10 or 20 lb.
- Tool Box
- Safety Hooks
- Mud Flaps
- Spare Tire Kit
- Strobe Light

Engineered Tools
Sealing Tips and Material Handling Tools

Super Shot Drip Stopper
Use with Crafco Super Shot sealing tip. Stops sealant drip once wand trigger is released.

PN# 27114 Tip Adapter
PN# 50270 Duckbill Valve
PN# 27115 Shroud - Tip Adapter

Swivel Applicator

Swivel Applicator
Use with Super Shot Melter & E-Z Pour Melters with or w/o Drip Stopper.
PN# 27120 3" Swivel Applicator
PN# 27130 4" Swivel Applicator

Crafco Duckbill

Crafco Duckbill PN# 50270
Use with Super Shot Melter wands to prevent dripping of material.

Crafco Sealing Foot / Flush

Crafco Sealing Foot / Flush
Used for random asphalt and concrete cracks.
PN# 27154 Sealing tip/ft assembly 1/4" flush
PN# 27155 Sealing tip/ft assembly 3/8" flush

Crafco Sealing Foot / Protruded

Crafco Sealing Foot / Protruded
Used for straight asphalt and concrete joints.
PN# 27159 Sealing tip/ft assembly 1/4" protruding
PN# 27160 Sealing tip/ft assembly 3/8" protruding

Crafco Joint Sealing Tip

Crafco Joint Sealing Tip
Use for straight asphalt and concrete joints.
PN# 27146 Sealing tip assembly 1/4"
PN# 27147 Sealing tip assembly 3/8"

Crafco Round Sealing Tip

Crafco Round Sealing Tip
Multi-purpose random cracks and joints. Use with a squeegee for most applications.
PN# 27170 Sealing tip assembly 3/8"
PN# 27171 Sealing tip assembly 1/2"

Crafco Applicator Disk

Crafco Applicator Disk
Used for overbanding, great labor saver.
PN# 27162 3" Disk Assembly
PN# 27163 4" Disk Assembly
PN# 27164 6" Disk Assembly

Crafco Heavy Duty Squeegee w/Aluminum Handle
PN# 27199
Use for leveling crack sealant and where a sealant over band is recommended.

Crafco Heavy Duty Squeegee

Crafco Replacement Blade
PN# 27195 4" x 18" x 3/8"

Crafco Heavy Duty Compact Squeegee w/ Aluminum Handle
PN# 27245

Crafco Heavy Duty Compact Squeegee

Crafco Heavy Duty Compact Squeegee w/ Wooden Handle
PN# 27245W
Use for leveling crack sealant and where a sealant over band is recommended.

Crafco Replacement Blade
PN# 27241 2-1/2" x 17" x 3/8"

Crafco Pour Pot with Wheels

Crafco Pour Pot with Wheels
PN# 40200
Use to apply a uniform band of sealant to a crack or joint. Wheeled for ease of use. Gravity feed with shut off lever.

Crafco Hand Held Pour Pot

Crafco Hand Held Pour Pot
PN# 40201
For application of thin crack sealant to a joint or crack. Gravity feed with shut off lever.

Crafco Detack is an economical, biodegradable liquid from Crafco that eliminates sealant tack when sprayed onto freshly applied hot pour sealant.

Your local Crafco Representative:

CRAFCO® INC
PRESERVATION PRODUCTS | PAVEMENT

crafco.com
sales@crafco.com
(800) 528-8242

©2018 Crafco, Inc. May #A1015

SPEED
LIMIT
35

Phillips Southern Electric Co., Inc.

650 E. Gilbert Wichita, Kansas 67211 Tel.316-265-4186 Fax 316-265-1942

January 16, 2020

City of Marysville, KS

RE: Installation of Side of Pole Signal at the Intersection of US-36 & 20th St.

Austin,

We at Phillips Southern Electric are pleased to provide pricing of **$2,975.00** to install a 3-Section LED side-of-pole traffic signal head for the westbound pole/arm at the intersection of US-36 & 20th St.

Please let me know if there are any questions or concerns.

Thanks,

Jason Phillips
President

MARYSVILLE
CREATIVITY. CULTURE. COMMUNITY.

January 17, 2020

Mayor Barnes,

At our January meeting, the Convention & Tourism committee elected a new Chairman and Vice Chairman for 2020. Brian Fragel has accepted the Chairman position and Mary Feldhausen has accepted the Vice Chairman position, both pending your approval.

We respectfully ask you to approve these appointments. Please contact me if you have any questions.

Regards,

Michelle Whitesell
Director, Marysville Convention & Tourism

cc: Brian Fragel, Convention & Tourism Chairman
Cindy Holle, City Clerk